

City of Cleveland Heights

DRAFT Consolidated Annual Performance Evaluation Report

Program Year 2022

CR-05 - Goals and Outcomes

Progress the jurisdiction has made in carrying out its strategic plan and its action plan. 91.520(a)

This could be an overview that includes major initiatives and highlights that were proposed and executed throughout the program year.

The City of Cleveland Heights bases the development of its Community Development Block Grant (CDBG) Program on the National Objectives and the Primary Goals established by the U.S. Department of Housing and Urban Development for the CDBG Program and upon the needs established in the City's Five-Year Consolidated Plan. Each year the City, in conjunction with its twenty-two-member Citizens Advisory Committee, reviews the community's CDBG Goals and Objectives. The City of Cleveland Heights' CDBG Certification with HUD specifies that we will give maximum priority to activities that benefit low- and moderate-income persons, specifying that the aggregate use of CDBG funds during program years 2020, 2021, and 2022 shall be a minimum of 70% of our expenditure. In 2021, \$1,197,368.34 or 84% of our expenditures were on activities benefiting low- and moderate-income (LMI) persons.

Having prioritized the National Objectives of the CDBG program in our Goals and Objectives, we have focused as a community on providing funds to activities that benefit low- and moderate-income persons and eliminates slum and blighted conditions. Slum and blighted conditions within the City have been identified through the Investment Target Area (ITA) study last updated in 2012. The City also addressed slum and blight on a spot basis, determining eligibility by using the adopted ITA definition of slum and blight.

Below is a summary of the City of Cleveland Heights' Local Goals.

Goal I: Improve, Maintain, and Expand Affordable Housing: provide programs for renters and owners, including down-payment assistance, home improvement, weatherization/energy efficiency, accessibility improvements, and correction of building code violations. Eligible areas will receive housing code enforcement services.

Goal II: Revitalize Residential Neighborhoods: improve the physical condition, health, and safety of neighborhoods with projects such as improvements to rights-of-way, water and/or sewer lines, and/or public facilities. The City may also fund activities to remediate blighted conditions.

Goal III: Provide Needed Public Services: focus on the elderly, frail elderly, persons with physical disabilities, persons with developmental disabilities, and low- and moderate-income families with children to improve access to needed public services that improve household stability

and educational, work, transportation, healthcare, housing and healthy food access. The City will also assist public service activities on issues such as – but may not be limited to – youth, diversity, food assistance, homebuyer/foreclosure counseling, and fair housing.

Goal IV: Increase Economic Opportunities: provide public infrastructure improvements to aid economic development; assist for-profit commercial enterprises with access to working capital, building rehabilitation and new construction activities designed to create or retain jobs; eliminate substandard or blighted buildings and neighborhood conditions.

These goals and objectives are met through both city programs and with the assistance of a number of subrecipients. Subrecipients in 2021 were: Heights Emergency Food Center, Start Right Community Development Corporation, Open Doors Academy, Family Connections, Geshner, Lake Erie Ink, FutureHeights, and the Home Repair Resource Center. All of our Public Service providers verify income and family size of all program participants. This information is then reported to the City via a monthly report and staff verifies that they are serving at least 51% LMI clientele. All intake forms are available to city staff during monitoring visits as well.

Comparison of the proposed versus actual outcomes for each outcome measure submitted with the consolidated plan and explain, if applicable, why progress was not made toward meeting goals and objectives. 91.520(g)

Categories, priority levels, funding sources and amounts, outcomes/objectives, goal outcome indicators, units of measure, targets, actual outcomes/outputs, and percentage completed for each of the grantee's program year goals.

| Goal | Category | Source / Amount | Indicator | Unit of Measure | Expected – Strategic Plan | Actual – Strategic Plan | Percent Complete | Expected – Program Year | Actual – Program Year | Percent Complete |
|--|---|-----------------|---------------------------------|------------------------|---------------------------|-------------------------|------------------|-------------------------|-----------------------|------------------|
| Improve, Maintain, and Expand Affordable Housing | Affordable Housing Non-Homeless Special Needs | CDBG: \$ | Homeowner Housing Rehabilitated | Household Housing Unit | 600 | 163 | 27.17% | 54 | 36 | 66.67% |

| | | | | | | | | | | |
|--|---|----------|---|------------------------|-------|-------|-----------|------|------|---------|
| Improve, Maintain, and Expand Affordable Housing | Affordable Housing Non-Homeless Special Needs | CDBG: \$ | Housing Code Enforcement/Foreclosed Property Care | Household Housing Unit | 2000 | 1672 | 83.60% | | | |
| Increase Economic Opportunities | Non-Housing Community Development | CDBG: \$ | Public Facility or Infrastructure Activities other than Low/Moderate Income Housing Benefit | Persons Assisted | 5000 | 790 | 15.80% | | | |
| Increase Economic Opportunities | Non-Housing Community Development | CDBG: \$ | Facade treatment/business building rehabilitation | Business | 45 | 19 | 42.22% | 3 | 5 | 166.67% |
| Increase Economic Opportunities | Non-Housing Community Development | CDBG: \$ | Jobs created/retained | Jobs | 200 | 4 | 2.00% | 25 | 0 | 0.00% |
| Increase Economic Opportunities | Non-Housing Community Development | CDBG: \$ | Businesses assisted | Businesses Assisted | 5 | 51 | 1,020.00% | 50 | 12 | 24.00% |
| Provide Needed Public Services | Non-Homeless Special Needs | CDBG: \$ | Public service activities other than Low/Moderate Income Housing Benefit | Persons Assisted | 24000 | 24772 | 103.22% | 6495 | 7497 | 115.43% |
| Provide Needed Public Services | Non-Homeless Special Needs | CDBG: \$ | Public service activities for Low/Moderate Income Housing Benefit | Households Assisted | 0 | 0 | | 125 | 0 | 0.00% |

| | | | | | | | | | | |
|--------------------------------------|-----------------------------------|----------|---|------------------------|-------|-------|--------|-------|------|--------|
| Provide Needed Public Services | Non-Homeless Special Needs | CDBG: \$ | Homeless Person Overnight Shelter | Persons Assisted | 0 | 0 | | 0 | 0 | |
| Revitalize Residential Neighborhoods | Non-Housing Community Development | CDBG: \$ | Public Facility or Infrastructure Activities other than Low/Moderate Income Housing Benefit | Persons Assisted | 40000 | 18169 | 45.42% | 25037 | 5849 | 23.36% |
| Revitalize Residential Neighborhoods | Non-Housing Community Development | CDBG: \$ | Public service activities for Low/Moderate Income Housing Benefit | Households Assisted | 0 | 0 | | | | |
| Revitalize Residential Neighborhoods | Non-Housing Community Development | CDBG: \$ | Rental units rehabilitated | Household Housing Unit | 0 | 113 | | 0 | 113 | |
| Revitalize Residential Neighborhoods | Non-Housing Community Development | CDBG: \$ | Homeowner Housing Rehabilitated | Household Housing Unit | 400 | 306 | 76.50% | 0 | 113 | |
| Revitalize Residential Neighborhoods | Non-Housing Community Development | CDBG: \$ | Housing Code Enforcement/Foreclosed Property Care | Household Housing Unit | 2000 | 1722 | 86.10% | 650 | 50 | 7.69% |

Table 1 - Accomplishments – Program Year & Strategic Plan to Date

Assess how the jurisdiction's use of funds, particularly CDBG, addresses the priorities and specific objectives identified in the plan, giving special attention to the highest priority activities identified.

Goal I: \$607,883 or 45% of 2022 CDBG expenditures were spent on housing programs. The following programs meet Goal I: *HPO Program Delivery, Short-Term Deferred Loan, Exterior Paint Program, Violation Repair Program for Seniors, Strategic Home Repair Program, HRRC*

Program Delivery Costs, ASSIST Incentive Grants, Senior Home Stability Grant, Major Systems Deferred Loan Match Program, HRRC Housing Counselor and the FutureHomes Program.

Goal II: In 2022, \$276,705 or 20% of the total CDBG expenditures was used for this objective. The following programs meet Goal II: *the Nuisance Abatement Program, HPO Program Delivery Costs, LMI Code Enforcement, Annual Streets Improvement Program, and the Severance Tower LAC Accessible Garden Project.*

Goal III: In 2022, \$121,535 or 9% of CDBG funds were expended on public services activities representing 11% of total CDBG spending. The following programs meet Goal III: *Office on Aging, Heights Emergency Food Center, Start Right CDC Food Program, Gesher, Open Doors Academy, Family Connections, Lake Erie Ink, and WAVE Mentoring Program.*

Goal IV: In 2021, \$83,899 or 6% of CDBG was expended on Goal IV. The following programs meet Goal IV: *Storefront Renovation Rebate Program - S/B, Storefront Renovation Loan Program - S/B, Commercial Revolving Loan Program, and Economic Development Program Delivery Costs.*

ADMIN, PLANNING AND FAIR HOUSING ACTIVITIES: In 2022, \$268,520 or 20% of CDBG was expended. The following activities fall under the category of administration, planning and fair housing: *CDBG Administration; CDBG Indirect Costs; CDBG Financial Administration; Geographic Information Systems; Cedar Lee Mini-Park Planning Project; Fair Housing Activities; FutureHeights Community Capacity Building and the Small Business Outreach Program.*

CR-10 - Racial and Ethnic composition of families assisted

Describe the families assisted (including the racial and ethnic status of families assisted).

91.520(a)

| | CDBG |
|---|---------------|
| White | 3,560 |
| Black or African American | 7,196 |
| Asian | 278 |
| American Indian or American Native | 96 |
| Native Hawaiian or Other Pacific Islander | 0 |
| Total | 11,130 |
| Hispanic | 243 |
| Not Hispanic | 10,887 |

Table 2 – Table of assistance to racial and ethnic populations by source of funds

Narrative

According to the 2019 American Community Survey 5-Year Estimates, among Cleveland Heights residents living under the poverty line, 4,329 are Black or African American, 2,452 are White and 836 are Asian. This is reflected in the families assisted in 2022 with Black or African American families being served the most, White families being served the second most and Asian families being served the third most.

CR-15 - Resources and Investments 91.520(a)

Identify the resources made available

| Source of Funds | Source | Resources Made Available | Amount Expended During Program Year |
|-----------------|------------------|--------------------------|-------------------------------------|
| CDBG | public - federal | 1,715,979 | 1,358,542 |

Table 3 - Resources Made Available

Narrative

In 2022, \$1,358,542 of regular CDBG funds were expended. An additional \$48,269 of CDBG-CV funds were expended.

Identify the geographic distribution and location of investments

| Target Area | Planned Percentage of Allocation | Actual Percentage of Allocation | Narrative Description |
|---------------------------|----------------------------------|---------------------------------|-----------------------|
| City of Cleveland Heights | 100 | 100 | Citywide |

Table 4 – Identify the geographic distribution and location of investments

Narrative

The vast majority of activities are open to all areas of Cleveland Heights. Some programs that are classified as low-mod area benefit are limited to low-mod areas.

Leveraging

Explain how federal funds leveraged additional resources (private, state and local funds), including a description of how matching requirements were satisfied, as well as how any publicly owned land or property located within the jurisdiction that were used to address the needs identified in the plan.

Cleveland Heights has been successful in leveraging additional funds. Many of the City's rehabilitation programs require the homeowner to match the funds they receive. HRRC and FutureHeights have established good working relationships with three area banks that contribute to their ability to leverage additional funds. During the past year, housing rehab activities, including HOME and Lead Safe funds, leveraged \$148,061.50 in private funds.

DRAFT

CR-20 - Affordable Housing 91.520(b)

Evaluation of the jurisdiction's progress in providing affordable housing, including the number and types of families served, the number of extremely low-income, low-income, moderate-income, and middle-income persons served.

| | One-Year Goal | Actual |
|--|---------------|-----------|
| Number of Homeless households to be provided affordable housing units | 0 | 0 |
| Number of Non-Homeless households to be provided affordable housing units | 68 | 70 |
| Number of Special-Needs households to be provided affordable housing units | 0 | 0 |
| Total | 68 | 70 |

Table 5 – Number of Households

| | One-Year Goal | Actual |
|--|---------------|-----------|
| Number of households supported through Rental Assistance | 0 | 0 |
| Number of households supported through The Production of New Units | 0 | 0 |
| Number of households supported through Rehab of Existing Units | 68 | 70 |
| Number of households supported through Acquisition of Existing Units | 0 | 0 |
| Total | 68 | 70 |

Table 6 – Number of Households Supported

Discuss the difference between goals and outcomes and problems encountered in meeting these goals.

Actual outcomes slightly exceeded projected goals for 2022. Additional outcomes from projects that began in 2022 but will not be finished and expensed until 2023 will appear in 2023's outcomes.

Discuss how these outcomes will impact future annual action plans.

The COVID-19 pandemic will likely continue to result in a shortage of reportable outcomes due to difficulty hiring support personnel and the increase in material costs.

Include the number of extremely low-income, low-income, and moderate-income persons served by each activity where information on income by family size is required to determine the eligibility of the activity.

| Number of Households Served | CDBG Actual | HOME Actual |
|-----------------------------|-------------|-------------|
| Extremely Low-income | 12 | 0 |
| Low-income | 24 | 0 |
| Moderate-income | 22 | 0 |
| Total | 58 | 0 |

Table 7 – Number of Households Served

Narrative Information

The housing programs funded with CDBG, HOME and Lead Safe Cuyahoga funds assist low- and moderate-income homeowners with the rehabilitation of their homes. These programs directly assist low- and moderate-income homeowners to maintain their homes through activities such as below market interest rate rehabilitation loans, an exterior paint program grant and providing services to the elderly and disabled that assist them to remain in their homes. Non-CDBG HUD-funded programs assisted an additional 12 households in 2022.

The City has determined that our area of greatest need is that of owner-occupied housing. We are a community with a wide variety of housing opportunities including: apartment buildings, modest single-family homes, two-family homes, medium priced to very high-end single-family homes and condominiums. Most of our housing was built prior to 1945 and therefore home repairs can be a barrier to low- and moderate-income homeowners. Housing rehabilitation costs are barriers that we are addressing to assist low- and moderate-income households remain in their homes.

Additionally, high property tax rates, due largely to the method of public-school funding in the State of Ohio, creates an additional cost burden on all households, particularly low- and moderate-income households.

In 2022, 70 low- and moderate-income households were assisted to maintain their affordable homes through the CDBG, HOME and Lead Safe Cuyahoga rehabilitation programs.

The City has a goal of assisting low- and moderate-income homebuyers. To that end, the City of Cleveland Heights utilized HOME funds to assist low- and moderate-income households purchase homes. HRRC manages this program for Cleveland Heights. HRRC is reimbursed up to \$500 for direct program management costs and up to \$500 for housing counseling services for each completed down payment loan. The program provides up to \$10,000 of down payment assistance for single-family

homes. The homebuyer must provide 3.5% of the sale price from personal funds. In 2022, no LMI homebuyers participated in the down payment assistance program. This is largely due to the prevalence of cash transactions and the proliferation of non-FHA loans due to their lack of home inspection requirements.

Cleveland Heights worked with HRRC to become a HUD Certified Housing Counseling Agency several years ago. The City helps fund this activity with CDBG dollars.

DRAFT

CR-25 - Homeless and Other Special Needs 91.220(d, e); 91.320(d, e); 91.520(c)

Evaluate the jurisdiction's progress in meeting its specific objectives for reducing and ending homelessness through:

Reaching out to homeless persons (especially unsheltered persons) and assessing their individual needs

Addressing the emergency shelter and transitional housing needs of homeless persons

Helping low-income individuals and families avoid becoming homeless, especially extremely low-income individuals and families and those who are: likely to become homeless after being discharged from publicly funded institutions and systems of care (such as health care facilities, mental health facilities, foster care and other youth facilities, and corrections programs and institutions); and, receiving assistance from public or private agencies that address housing, health, social services, employment, education, or youth needs

Helping homeless persons (especially chronically homeless individuals and families, families with children, veterans and their families, and unaccompanied youth) make the transition to permanent housing and independent living, including shortening the period of time that individuals and families experience homelessness, facilitating access for homeless individuals and families to affordable housing units, and preventing individuals and families who were recently homeless from becoming homeless again

CR-30 - Public Housing 91.220(h); 91.320(j)

Actions taken to address the needs of public housing

The City of Cleveland Heights in partnership with the Cuyahoga County Department of Development and the HOME Consortium work with affordable housing providers to develop and rehabilitate multi-unit buildings. Additionally, the City has recently worked with the Severance Tower Local Advisory Council and the Cleveland Metropolitan Housing Authority to replace an inaccessible community garden with a fully accessible community garden and gathering space.

Activities with a Low-Mod Area benefit, activities with a presumed benefit, and public service activities affect the residents of public housing facilities and improve the viability of public housing facilities through improved livability and access to community resources and infrastructure.

Actions taken to encourage public housing residents to become more involved in management and participate in homeownership

The City works with a local CDC, FutureHeights, to encourage civic participation by residents throughout the City primarily through a leadership course. FutureHeights and the City have prioritized residents from underrepresented groups, particularly residents of public housing, to participate in their programming. Additionally, the City and the County both fund HUD-Certified Housing Counseling Agencies in order to encourage homeownership and to educate public housing residents in homeownership. The City utilizes HOME funds to provide Down Payment Assistance to LMI households.

Actions taken to provide assistance to troubled PHAs

The City participates in the Cuyahoga Affordable Housing Coalition along with the Cleveland HUD Field Office. There were no identified troubled PHA's or properties in Cleveland Heights in 2022.

CR-35 - Other Actions 91.220(j)-(k); 91.320(i)-(j)

Actions taken to remove or ameliorate the negative effects of public policies that serve as barriers to affordable housing such as land use controls, tax policies affecting land, zoning ordinances, building codes, fees and charges, growth limitations, and policies affecting the return on residential investment. 91.220 (j); 91.320 (i)

The City's Zoning Ordinance was revised and an amending ordinance was proposed in 2017. The revised ordinance was passed by Cleveland Heights City Council on January 16, 2018. This ordinance redefined "Family" in the City's zoning code. The change functionally removes barriers to non-traditional families and group living situations to locating in non multi-family zoning districts. Additionally, in 2018, the City implemented a city-wide property tax abatement program. The tax abatement benefits of the program change based on the location of the property. Properties located in distressed or underperforming Census Block Groups receive greater benefits. Low-Mod Area Eligibility is one of several factors that increase the term or amount of property taxes abated.

Actions taken to address obstacles to meeting underserved needs. 91.220(k); 91.320(j)

Due to the unanticipated increase in CDBG funding for FY 2018, the City instituted a Strategic Impact Opportunity that targets historically underserved neighborhoods for CDBG eligible projects. This program has continued through 2022. Housing rehabilitation assistance to non-disabled and non-elderly homeowners increased as a result of this. Additionally, the City along with several partners is undergoing comprehensive planning studies for both the Noble Road Corridor, the South Taylor Corridor, and the designated RECAP neighborhood of North Coventry.. All of these studies seek to improve the livability of historically underserved sections of the City.

Actions taken to reduce lead-based paint hazards. 91.220(k); 91.320(j)

Cleveland Heights continues to provide educational materials on lead-based paint to each homeowner and tenant whose property is undergoing rehabilitation. All City of Cleveland Heights departments involved in the purchase, renovation, or sale of housing have been informed of the single-family and multi-family disclosure for lead paint that took effect in Fall 1996.

The City of Cleveland Heights has been working with the Cuyahoga County Department of Development to implement a three-year lead-based paint hazard identification and reduction program that was funded by HUD. In 2022, the City of Cleveland Heights assisted 8 low- and moderate-income households with children under the age of six to remove lead paint hazards from their homes.

Actions taken to reduce the number of poverty-level families. 91.220(k); 91.320(j)

Cleveland Heights utilizes CDBG funds to support public services that have an impact on poverty. CDBG funds provide support to the Heights Emergency Food Center and Start Right CDC Hunger Center, which

provide very low-income families a three-day supply of food once a month. 6,431 households were assisted in 2022.

The City's HPO and HRRC (a HUD certified counseling agency), provide counseling to low- and moderate-income homeowners. The counseling includes financial management of a household budget, which assists those persons having few financial means.

All of the City's housing programs are geared to assist persons of low- and moderate-income and elderly and disabled homeowners. We are fortunate to be a community with a wide variety of housing choices including: apartment buildings, modest single-family homes, two-family homes, medium priced to very high-end single-family homes and condominiums. Most of our housing was built prior to 1945 and therefore home repairs can be a barrier to low- and moderate-income homeowners. Housing rehabilitation costs are barriers that we are addressing to assist low- and moderate-income households remain in their homes

Actions taken to develop institutional structure. 91.220(k); 91.320(j)

The City of Cleveland Heights continues to work to overcome gaps in institutional structure and enhance coordination. This effort includes the participation on numerous boards and committees. Staff serves on the First Suburbs' committees addressing housing, economic development and community services to discuss common issues and approaches to addressing issues and creating opportunities. Cleveland Heights' Housing Manager has been appointed to the Cuyahoga Metropolitan Housing Authority's Landlord Advisory Council that discusses issues surrounding the Housing Choice Voucher program. Staff works with the Cleveland Heights' Family-to-Family Collaborative that works to strengthen support to families. Cleveland Heights is an active member of the Cuyahoga County HOME Consortium. Staff serves on the Executive Committee of the Greater Cleveland Reinvestment Coalition. Staff also serves on the board of the Ohio Conference of Community Development and Maximum Accessible Housing of Ohio. The City of Cleveland Heights actively seeks opportunities to enhance services and coordination. We look to all of our partner agencies as well as our current subrecipients and the public to assist with our comprehensive planning for our programs.

Actions taken to enhance coordination between public and private housing and social service agencies. 91.220(k); 91.320(j)

The City is an active member in the Greater Cleveland Reinvestment Coalition, a coalition of municipalities and housing agencies that focuses on bank performance in regard to the CRA. Through these monthly meetings, participants often share knowledge and expertise in order to better serve their constituents. The City also participates in the Cuyahoga Affordable Housing Alliance and the First Suburbs Housing Committee with similar benefits. The City also participates in the Heights Collaborative, a collaborative that focuses on the foster care system. Similar networking and benchmarking activities take place that improve service delivery in regards to social services.

Identify actions taken to overcome the effects of any impediments identified in the jurisdictions analysis of impediments to fair housing choice. 91.520(a)

The City of Cleveland Heights is committed to fair housing. The City has staff that work to encourage fair housing and has established a Fair Housing Board which is charged with the following duties:

- To investigate all complaints which are filed with it pertaining to discrimination in housing;
- To endeavor by conciliation to resolve complaints when appropriate; and
- To recommend action to be taken through local, state and federal court.

In 2014 the City expanded the role and jurisdiction of the Fair Housing Board (now called the Fair Practices Board) to hear and investigate complaints concerning discrimination in places of public accommodation as well as in a housing context.

The City of Cleveland Heights completed an update to our *Analysis of Impediments to Fair Housing Choice* in 2020. This document was produced in partnership with the Fair Housing Center for Rights and Research. The observations collected during the development of the AI constitute the potential impediments or barriers to fair housing choice listed in this section. These impediments are linked to remedial strategies in the Fair Housing Action Plan.

1. Impediment: The City of Cleveland Heights Has Limited Accessible Housing Options for People with Disabilities

The City is currently exploring rehab programs and tax incentives that could specifically be utilized for accessibility. The City is also implementing a Complete and Green Streets Policy that emphasizes accessibility in public spaces. Additionally, the City continues to enforce the Americans With Disabilities Act (ADA) through the building permit process.

2. Impediment: The City of Cleveland Heights' Fair Housing Ordinance does not Protect Housing Voucher Program Participants

Legislation was passed on April 19, 2021 adding Source of Income to the City's fair housing ordinance (Ord. 25-2021). In 2022, our Fair Housing Partner, the Heights Community Congress, worked to notify landlords of this addition. Heights Community Congress also monitor rental property advertising for violations of this ordinance.

3. Impediment: Criminal Activity Nuisance Ordinance

In 2021, the City continued to monitor the City's CANO implementation.

4. Impediment: Low-income residents of Cleveland Heights are displaced by eviction and housing costs.

A temporary Pay-to-Stay ordinance was passed in 2021. Additionally, the Legal Aid Society of Cleveland continued their eviction prevention efforts in Cleveland Heights, which included counseling, education and legal representation.

DRAFT

CR-40 - Monitoring 91.220 and 91.230

Describe the standards and procedures used to monitor activities carried out in furtherance of the plan and used to ensure long-term compliance with requirements of the programs involved, including minority business outreach and the comprehensive planning requirements

The Cuyahoga County HOME Consortium adopted a performance measure to track during 2015:

The number of housing units assisted that have eliminated at least one significant health and safety deficiency as a result of housing rehabilitation, as defined by local codes.

All of Cleveland Heights' housing programs tracked this performance measure. During 2022, 70 housing units assisted by the City of Cleveland Heights' housing programs eliminated at least one significant health and safety deficiency.

The CAC and City staff continue to work with local CDBG recipients to establish effective performance measurements. This information is required of all applicants seeking CDBG funds. The City of Cleveland Heights has locally adopted goals and objectives for our CDBG program. The outcome measurements attempt to demonstrate our achievement in reaching the stated goals. The CAPER narrative describes the activities conducted to address each goal and provide output information. All CDBG recipients are reporting outcomes based upon HUD's outcome reporting requirements. This information is reported on the Outcome Chart in Appendix D.

The CDBG and HOME programs significantly assist the City of Cleveland Heights to address neighborhood and community issues. These programs help the city to achieve the overall goal of ensuring the availability of decent housing and a suitable living environment for all Cleveland Heights residents, and of expanding economic opportunities for persons of low- and moderate-income. We will continue to use the funds provided to us to assist those in greatest need in Cleveland Heights. The City's rigorous systematic exterior inspection program is reporting less housing with serious housing violations. Businesses continue to be interested in and choose to locate in our commercial business districts. Developers are interested in constructing new housing on infill lots and through larger developments of assembled land. These outcomes are the results of the strong CDBG and HOME activities described in this CAPER. In summary, the City of Cleveland Heights continues to strive to meet and exceed our goals and objectives to assist low- and moderate-income households and to address slum and blight to maintain a viable community through the efficient management of CDBG and HOME resources.

Citizen Participation Plan 91.105(d); 91.115(d)

Describe the efforts to provide citizens with reasonable notice and an opportunity to comment on performance reports.

In 1978, the City of Cleveland Heights developed a committee to provide citizen input on a timely and regular basis. Our Citizens Advisory Committee (CAC) consists of twenty-two members representing each of the twelve distinct neighborhoods of the city as well as ten at-large members, all appointed by City Council for one-year terms. The CAC holds public meetings each month to review CDBG activities. CAC holds two public hearings each August to allow subrecipients and City staff an opportunity to report on how they spent their CDBG funds and for agencies that wish to be considered for funding in the following year to present their proposals. Each September, CAC holds two public deliberation sessions regarding funding recommendations and each October a public hearing is held to review the annual plan. During its work sessions in September 2022, the CAC made recommendations on the funding of organizations for Year 49. Detailed minutes of all CAC meetings are available for further review upon request. A copy of the Citizen Participation Plan and definition for Significant Change are attached following this narrative, noted as Appendix A and B. This plan was updated during the second quarter of 2020 and adopted by City Council.

Realizing the importance of decent housing, a suitable living environment, and the need for economic opportunities for LMI residents, the City of Cleveland Heights adopted updated goals with the submission of the 2020-2024 5-Year Consolidated Plan.

City Council and the CAC believe that CDBG funds should be used in a manner that provides direct benefits to low- and moderate-income persons. This is reflected in the percent budgeted and expended on LMI activities in 2021.

A copy of this document, the Consolidated Annual Performance and Evaluation Report (CAPER), was made available for public comment from March 15, 2022 through March 30, 2022. A legal notice was placed in our local newspaper, The Sun Press, on March 9, 2023 notifying the public of the availability of the CAPER for review and comment.

CR-45 - CDBG 91.520(c)

Specify the nature of, and reasons for, any changes in the jurisdiction's program objectives and indications of how the jurisdiction would change its programs as a result of its experiences.

The City does not anticipate any changes to its program objectives.

Does this Jurisdiction have any open Brownfields Economic Development Initiative (BEDI) grants?

No

[BEDI grantees] Describe accomplishments and program outcomes during the last year.

DRAFT

CR-45 - CDBG 91.520(c)

Specify the nature of, and reasons for, any changes in the jurisdiction's program objectives and indications of how the jurisdiction would change its programs as a result of its experiences.

The City does not anticipate any changes to its program objectives.

Does this Jurisdiction have any open Brownfields Economic Development Initiative (BEDI) grants?

No

[BEDI grantees] Describe accomplishments and program outcomes during the last year.

DRAFT

CR-58 – Section 3

Identify the number of individuals assisted and the types of assistance provided

| Total Labor Hours | CDBG | HOME | ESG | HOPWA | HTF |
|---------------------------------------|-------------|-------------|------------|--------------|------------|
| Total Number of Activities | 0 | 0 | 0 | 0 | 0 |
| Total Labor Hours | | | | | |
| Total Section 3 Worker Hours | | | | | |
| Total Targeted Section 3 Worker Hours | | | | | |

Table 8 – Total Labor Hours

| Qualitative Efforts - Number of Activities by Program | CDBG | HOME | ESG | HOPWA | HTF |
|---|-------------|-------------|------------|--------------|------------|
| Outreach efforts to generate job applicants who are Public Housing Targeted Workers | | | | | |
| Outreach efforts to generate job applicants who are Other Funding Targeted Workers. | | | | | |
| Direct, on-the job training (including apprenticeships). | | | | | |
| Indirect training such as arranging for, contracting for, or paying tuition for, off-site training. | | | | | |
| Technical assistance to help Section 3 workers compete for jobs (e.g., resume assistance, coaching). | | | | | |
| Outreach efforts to identify and secure bids from Section 3 business concerns. | | | | | |
| Technical assistance to help Section 3 business concerns understand and bid on contracts. | | | | | |
| Division of contracts into smaller jobs to facilitate participation by Section 3 business concerns. | | | | | |
| Provided or connected residents with assistance in seeking employment including: drafting resumes, preparing for interviews, finding job opportunities, connecting residents to job placement services. | | | | | |
| Held one or more job fairs. | | | | | |
| Provided or connected residents with supportive services that can provide direct services or referrals. | | | | | |
| Provided or connected residents with supportive services that provide one or more of the following: work readiness health screenings, interview clothing, uniforms, test fees, transportation. | | | | | |
| Assisted residents with finding child care. | | | | | |
| Assisted residents to apply for, or attend community college or a four year educational institution. | | | | | |
| Assisted residents to apply for, or attend vocational/technical training. | | | | | |
| Assisted residents to obtain financial literacy training and/or coaching. | | | | | |
| Bonding assistance, guaranties, or other efforts to support viable bids from Section 3 business concerns. | | | | | |
| Provided or connected residents with training on computer use or online technologies. | | | | | |
| Promoting the use of a business registry designed to create opportunities for disadvantaged and small businesses. | | | | | |
| Outreach, engagement, or referrals with the state one-stop system, as designed in Section 121(e)(2) of the Workforce Innovation and Opportunity Act. | | | | | |

| | | | | | |
|--------|--|--|--|--|--|
| Other. | | | | | |
|--------|--|--|--|--|--|

Table 9 – Qualitative Efforts - Number of Activities by Program

Narrative

No activites were undertaken that reach the threshold for Section 3 qualifying activitiies.

DRAFT

Attachment

PR 02, 03, 23, 26 (incl. CV)

DRAFT

U.S. DEPARTMENT OF HOUSING AND
URBAN DEVELOPMENT
OFFICE OF COMMUNITY PLANNING AND
DEVELOPMENT
PR02 - CDBG and CDBG-CV Activity Detail
Report

DATE: 3/15/2023
TIME: 3:41:43 PM
PAGE: 1/8

IDIS

Page by:
Program: CDBG

Rows: 4

Columns: 7

Report Filter:

((Plan Year} = 2022) And (ApplyComparison("#0 = #1 and #2 and #3=#4",Grantee (ID),(Prompted Grantee}
(ID),(Prompted Grantee} = 19431:CLEVELAND HEIGHTS),Login (ID),"B53995")) And ((Matrix Code} =
01:Acquisition of Real Property, 02:Disposition, 03:Public Facilities and Improvement (General), 03A:Senior
Centers, 03B:Handicapped Centers, 03C:Homeless Facilities (not operating costs), 03D:Youth Centers,
03E:Neighborhood Facilities, 03F:Parks, Recreational Facilities, 03G:Parking Facilities, 03H:Solid Waste
Disposal Improvements, 03I:Flood Drainage Improvements, 03J:Water/Sewer Improvements, 03K:Street
Improvements, 03L:Sidewalks, 03M:Child Care Centers, 03N:Tree Planting, 03O:Fire Station/Equipment,
03P:Health Facilities, 03Q:Abused and Neglected Children Facilities, 03R:Asbestos Removal, 03S:Facilities for
AIDS Patients (not operating costs), 03T:Operating Costs of Homeless/AIDS Patients Programs, 03Z:Other
Public Improvements Not Listed in 03A-03S, 04:Clearance and Demolition, 04A:Cleanup of Contaminated Sites,
05:Public Services (General), 05A:Senior Services, 05B:Handicapped Services, 05C:Legal Services)

1/8

U.S. DEPARTMENT OF HOUSING AND
 URBAN DEVELOPMENT
 OFFICE OF COMMUNITY PLANNING AND
 DEVELOPMENT
 PR02 - CDBG and CDBG-CV Activity Detail
 Report

DATE: 3/15/2023
 TIME: 3:41:43 PM
 PAGE: 2/8

IDIS

| State Code | Grantee | IDIS Activity ID | Plan Year | Activity to prevent, prepare for, and respond to Coronavirus |
|------------|-------------------|------------------|-----------|--|
| OH | CLEVELAND HEIGHTS | 1375 | 2022 | No |
| OH | CLEVELAND HEIGHTS | 1376 | 2022 | No |
| OH | CLEVELAND HEIGHTS | 1378 | 2022 | No |
| OH | CLEVELAND HEIGHTS | 1380 | 2022 | No |

U.S. DEPARTMENT OF HOUSING AND
URBAN DEVELOPMENT
OFFICE OF COMMUNITY PLANNING AND
DEVELOPMENT
PR02 - CDBG and CDBG-CV Activity Detail
Report

DATE: 3/15/2023
TIME: 3:41:43 PM
PAGE: 3/8

IDIS

| |
|--|
| Activity Name |
| Shannon Road/Water/Sewer Line Improvements |
| Severance Tower Accessible Garden Phase 3 |
| Office on Aging Senior Programs |
| 2022 ADA Curb Ramps |

U.S. DEPARTMENT OF HOUSING AND
URBAN DEVELOPMENT
OFFICE OF COMMUNITY PLANNING AND
DEVELOPMENT
PR02 - CDBG and CDBG-CV Activity Detail
Report

DATE: 3/15/2023
TIME: 3:41:43 PM
PAGE: 4/8

IDIS

| Activity Description | Matrix Code |
|--|-------------|
| This project involves the replacement of water and sewer lines and street replacement for a portion of a road in a low-mobility area. | 03J |
| The construction of an accessible garden for elderly and disabled residents of a public housing building. Phase 3 includes the replacement of walkways and patio elements. | 03B |
| CDBG funds are provided to the City's Office on Aging for employees that assist low- and moderate-income seniors access necessary services to maintain a healthy and safe living environment. This allows seniors to live as independently as possible in their homes. | 05A |
| ADA Curb Ramp installation and replacement throughout the City | 03B |

U.S. DEPARTMENT OF HOUSING AND
URBAN DEVELOPMENT
OFFICE OF COMMUNITY PLANNING AND
DEVELOPMENT
PR02 - CDBG and CDBG-CV Activity Detail
Report

DATE: 3/15/2023
TIME: 3:41:43 PM
PAGE: 5/8

IDIS

| Matrix Code Description | Activity Status | National Objective Code | Address Sequence | Activity Address 1 |
|--------------------------|-----------------|-------------------------|------------------|--------------------|
| Water/Sewer Improvements | Completed | LMA | 1 | 40 Severance Cir |
| Handicapped Centers | Completed | LMC | 1 | 25 Severance Cir |
| Senior Services | Completed | LMC | 1 | 1 Monticello Blvd |
| Handicapped Centers | Completed | LMC | 1 | 40 Severance Cir |

U.S. DEPARTMENT OF HOUSING AND
 URBAN DEVELOPMENT
 OFFICE OF COMMUNITY PLANNING AND
 DEVELOPMENT
 PR02 - CDBG and CDBG-CV Activity Detail
 Report

DATE: 3/15/2023
 TIME: 3:41:43 PM
 PAGE: 6/8

IDIS

| Activity Address 2 | Activity Address 3 | City | State |
|--------------------|--------------------|-------------------|-------|
| | | Cleveland Heights | OH |
| | | Cleveland Heights | OH |
| | | Cleveland Heights | OH |
| | | Cleveland Heights | OH |

U.S. DEPARTMENT OF HOUSING AND
URBAN DEVELOPMENT
OFFICE OF COMMUNITY PLANNING AND
DEVELOPMENT
PR02 - CDBG and CDBG-CV Activity Detail
Report

DATE: 3/15/2023
TIME: 3:41:43 PM
PAGE: 7/8

IDIS

| Zip5 | Zip4 | Initial Funding Date | Completion Date | Date Of Last Draw | Funded Amount |
|-------|------|----------------------|-----------------|-------------------|---------------|
| 44118 | 1501 | 11/30/2022 | 12/31/2022 | 12/01/2022 | \$46,989.80 |
| 44118 | 1593 | 12/22/2022 | 12/31/2022 | 12/23/2022 | \$3,868.24 |
| 44118 | 1233 | 12/22/2022 | 12/31/2022 | 01/31/2023 | \$9,019.56 |
| 44118 | 1501 | 12/22/2022 | 12/31/2022 | 12/23/2022 | \$32,156.60 |

U.S. DEPARTMENT OF HOUSING AND
 URBAN DEVELOPMENT
 OFFICE OF COMMUNITY PLANNING AND
 DEVELOPMENT
 PR02 - CDBG and CDBG-CV Activity Detail
 Report

DATE: 3/15/2023
 TIME: 3:41:43 PM
 PAGE: 8/8

IDIS

| Drawn Amount | Balance | Number Persons Assisted | Number of Households | FTE Jobs Created Retained | Actual Units |
|--------------|---------|-------------------------------|-------------------------|---------------------------------|--------------|
| \$46,989.80 | \$0.00 | | | | |
| \$3,868.24 | \$0.00 | 205 | | | |
| \$9,019.56 | \$0.00 | 126 | | | |
| \$32,156.60 | \$0.00 | 4,979 | | | |



U.S. Department of Housing and Urban Development
Office of Community Planning and Development
Integrated Disbursement and Information System
CDBG Activity Summary Report (GPR) for Program Year 2022
CLEVELAND HEIGHTS

Date: 15-Mar-2023
Time: 15:42
Page: 1

PGM Year: 1994
Project: 0002 - CONVERTED CDBG ACTIVITIES
IDIS Activity: 2 - CDBG COMMITTED FUNDS ADJUSTMENT
Status: Open 8/2/2006 12:00:00 AM
Location:

Objective:
Outcome:
Matrix Code: General Program Administration (21A) National Objective:

Activity to prevent, prepare for, and respond to Coronavirus: No

Initial Funding Date: 01/01/0001

Description:

Financing

| | Fund Type | Grant Year | Grant | Funded Amount | Drawn In Program Year | Drawn Thru Program Year |
|-------|-----------|------------|-----------------|-----------------|-----------------------|-------------------------|
| CDBG | EN | Pre-2015 | | \$13,767,336.37 | \$0.00 | \$0.00 |
| | | 1987 | B87MC390005 | | \$0.00 | \$1,318,093.00 |
| | | 1989 | B89MC390005 | | \$0.00 | \$1,358,000.00 |
| | | 1990 | B90MC390005 | | \$0.00 | \$1,309,000.00 |
| | | 1991 | B91MC390005 | | \$0.00 | \$1,459,000.00 |
| | | 1992 | B92MC390005 | | \$0.00 | \$1,529,000.00 |
| | | 1993 | B93MC390005 | | \$0.00 | \$1,747,000.00 |
| | | 1994 | B94MC390005 | | \$0.00 | \$1,924,000.00 |
| | | 1995 | B95MC390005 | | \$0.00 | \$2,088,000.00 |
| | | 1996 | B96MC390005 | | \$0.00 | \$1,035,243.37 |
| | | 2010 | B10MC390005 | | \$0.00 | \$0.00 |
| Total | Total | | \$13,767,336.37 | \$0.00 | \$13,767,336.37 | |

Proposed Accomplishments

Actual Accomplishments

Number assisted:

| | Owner | | Renter | | Total | | Person | |
|---|-------|----------|--------|----------|-------|----------|--------|----------|
| | Total | Hispanic | Total | Hispanic | Total | Hispanic | Total | Hispanic |
| White: | | | | | 0 | 0 | | |
| Black/African American: | | | | | 0 | 0 | | |
| Asian: | | | | | 0 | 0 | | |
| American Indian/Alaskan Native: | | | | | 0 | 0 | | |
| Native Hawaiian/Other Pacific Islander: | | | | | 0 | 0 | | |
| American Indian/Alaskan Native & White: | | | | | 0 | 0 | | |

PR03 - CLEVELAND HEIGHTS

Page: 1 of 98



U.S. Department of Housing and Urban Development
Office of Community Planning and Development
Integrated Disbursement and Information System
CDBG Activity Summary Report (GPR) for Program Year 2022
CLEVELAND HEIGHTS

Date: 15-Mar-2023
Time: 15:42
Page: 2

| | | | | | | | | | |
|--|--|--|---|---|---|---|---|---|---|
| Asian White: | | | | | | 0 | 0 | | |
| Black/African American & White: | | | | | | 0 | 0 | | |
| American Indian/Alaskan Native & Black/African American: | | | | | | 0 | 0 | | |
| Other multi-racial: | | | | | | 0 | 0 | | |
| Asian/Pacific Islander: | | | | | | 0 | 0 | | |
| Hispanic: | | | | | | 0 | 0 | | |
| Total: | | | 0 | 0 | 0 | 0 | 0 | 0 | 0 |
| Female-headed Households: | | | | | | 0 | | | |

| Income Category: | Owner | Renter | Total | Person |
|------------------|-------|--------|-------|--------|
| Extremely Low | | | 0 | |
| Low Mod | | | 0 | |
| Moderate | | | 0 | |
| Non Low Moderate | | | 0 | |
| Total | 0 | 0 | 0 | 0 |
| Percent Low/Mod | | | | |

Annual Accomplishments

No data returned for this view. This might be because the applied filter excludes all data.

DR



U.S. Department of Housing and Urban Development
Office of Community Planning and Development
Integrated Disbursement and Information System
CDBG Activity Summary Report (GPR) for Program Year 2022
CLEVELAND HEIGHTS

Date: 15-Mar-2023
Time: 15:42
Page: 3

PGM Year: 2019
Project: 0008 - Senior Adult Programs
IDIS Activity: 1294 - Office on Aging - COVID Assistance
Status: Open
Location: 1 Monticello Blvd Cleveland Heights, OH 44118-1233
Objective: Create suitable living environments
Outcome: Availability/accessibility
Matrix Code: Senior Services (05A)
National Objective: LMC

Activity to prevent, prepare for, and respond to Coronavirus: Yes

Initial Funding Date: 12/28/2020

Description:

The delivery of food, connective devices, and transportation for senior citizens during the COVID-19 Pandemic

Financing

| | Fund Type | Grant Year | Grant | Funded Amount | Drawn In Program Year | Drawn Thru Program Year |
|-------|-----------|------------|-------------|---------------|-----------------------|-------------------------|
| CDBG | EN | 2020 | B20MW390005 | \$70,000.00 | \$0.00 | \$19,360.51 |
| Total | Total | | | \$70,000.00 | \$0.00 | \$19,360.51 |

Proposed Accomplishments

People (General) : 100

Actual Accomplishments

Number assisted:

| | Owner | | Renter | | Total | | Person | |
|--|-------|----------|--------|----------|-------|----------|--------|----------|
| | Total | Hispanic | Total | Hispanic | Total | Hispanic | Total | Hispanic |
| White: | 0 | 0 | 0 | 0 | 0 | 0 | 0 | 0 |
| Black/African American: | 0 | 0 | 0 | 0 | 0 | 0 | 0 | 0 |
| Asian: | 0 | 0 | 0 | 0 | 0 | 0 | 0 | 0 |
| American Indian/Alaskan Native: | 0 | 0 | 0 | 0 | 0 | 0 | 0 | 0 |
| Native Hawaiian/Other Pacific Islander: | 0 | 0 | 0 | 0 | 0 | 0 | 0 | 0 |
| American Indian/Alaskan Native & White: | 0 | 0 | 0 | 0 | 0 | 0 | 0 | 0 |
| Asian White: | 0 | 0 | 0 | 0 | 0 | 0 | 0 | 0 |
| Black/African American & White: | 0 | 0 | 0 | 0 | 0 | 0 | 0 | 0 |
| American Indian/Alaskan Native & Black/African American: | 0 | 0 | 0 | 0 | 0 | 0 | 0 | 0 |
| Other multi-racial: | 0 | 0 | 0 | 0 | 0 | 0 | 0 | 0 |
| Asian/Pacific Islander: | 0 | 0 | 0 | 0 | 0 | 0 | 0 | 0 |
| Hispanic: | 0 | 0 | 0 | 0 | 0 | 0 | 0 | 0 |
| Total: | 0 | 0 | 0 | 0 | 0 | 0 | 0 | 0 |

PR03 - CLEVELAND HEIGHTS

Page: 3 of 98



U.S. Department of Housing and Urban Development
Office of Community Planning and Development
Integrated Disbursement and Information System
CDBG Activity Summary Report (GPR) for Program Year 2022
CLEVELAND HEIGHTS

Date: 15-Mar-2023
Time: 15:42
Page: 4

| | | | | | |
|---------------------------|-------|--------|-------|--------|---|
| Female-headed Households: | | | 0 | 0 | 0 |
| Income Category: | Owner | Renter | Total | Person | |
| Extremely Low | 0 | 0 | 0 | 0 | |
| Low Mod | 0 | 0 | 0 | 0 | |
| Moderate | 0 | 0 | 0 | 0 | |
| Non Low Moderate | 0 | 0 | 0 | 0 | |
| Total | 0 | 0 | 0 | 0 | |
| Percent Low/Mod | | | | | |

Annual Accomplishments

No data returned for this view. This might be because the applied filter excludes all data.

DR



U.S. Department of Housing and Urban Development
Office of Community Planning and Development
Integrated Disbursement and Information System
CDBG Activity Summary Report (GPR) for Program Year 2022
CLEVELAND HEIGHTS

Date: 15-Mar-2023
Time: 15:42
Page: 5

PGM Year: 2019
Project: 0001 - CDBG Administration
IDIS Activity: 1295 - CDBG-CV Admin
Status: Open
Location:

Objective:
Outcome:
Matrix Code: General Program Administration (21A) National Objective:

Activity to prevent, prepare for, and respond to Coronavirus: Yes

Initial Funding Date: 12/28/2020

Description:

CDBG-CV grant administration.

Financing

| | Fund Type | Grant Year | Grant | Funded Amount | Drawn In Program Year | Drawn Thru Program Year |
|-------|-----------|------------|-------------|---------------|-----------------------|-------------------------|
| CDBG | EN | 2020 | B20MW390005 | \$130,960.80 | \$48,269.12 | \$97,212.85 |
| Total | Total | | | \$130,960.80 | \$48,269.12 | \$97,212.85 |

Proposed Accomplishments

Actual Accomplishments

Number assisted:

| | Owner | | Renter | | Total | | Person | |
|--|-------|----------|--------|----------|-------|----------|--------|----------|
| | Total | Hispanic | Total | Hispanic | Total | Hispanic | Total | Hispanic |
| White: | | | | | 0 | 0 | | |
| Black/African American: | | | | | 0 | 0 | | |
| Asian: | | | | | 0 | 0 | | |
| American Indian/Alaskan Native: | | | | | 0 | 0 | | |
| Native Hawaiian/Other Pacific Islander: | | | | | 0 | 0 | | |
| American Indian/Alaskan Native & White: | | | | | 0 | 0 | | |
| Asian White: | | | | | 0 | 0 | | |
| Black/African American & White: | | | | | 0 | 0 | | |
| American Indian/Alaskan Native & Black/African American: | | | | | 0 | 0 | | |
| Other multi-racial: | | | | | 0 | 0 | | |
| Asian/Pacific Islander: | | | | | 0 | 0 | | |
| Hispanic: | | | | | 0 | 0 | | |
| Total: | 0 | 0 | 0 | 0 | 0 | 0 | 0 | 0 |
| Female-headed Households: | | | | | 0 | | | |

PR03 - CLEVELAND HEIGHTS

Page: 5 of 98



U.S. Department of Housing and Urban Development
Office of Community Planning and Development
Integrated Disbursement and Information System
CDBG Activity Summary Report (GPR) for Program Year 2022
CLEVELAND HEIGHTS

Date: 15-Mar-2023
Time: 15:42
Page: 6

| Income Category: | Owner | Renter | Total | Person |
|------------------|-------|--------|-------|--------|
| Extremely Low | | | 0 | |
| Low Mod | | | 0 | |
| Moderate | | | 0 | |
| Non Low Moderate | | | 0 | |
| Total | 0 | 0 | 0 | 0 |
| Percent Low/Mod | | | | |

Annual Accomplishments

No data returned for this view. This might be because the applied filter excludes all data.

DRAFT



U.S. Department of Housing and Urban Development
Office of Community Planning and Development
Integrated Disbursement and Information System
CDBG Activity Summary Report (GPR) for Program Year 2022
CLEVELAND HEIGHTS

Date: 15-Mar-2023
Time: 15:42
Page: 7

| | | | | | |
|----------------|---|--------------|-----------------------------------|---------------------|-----|
| PGM Year: | 2019 | | | | |
| Project: | 0007 - Emergency Assistance | | | | |
| IDIS Activity: | 1298 - Covid-19 Emergency Rental Assistance Program | | | | |
| Status: | Open | Objective: | Provide decent affordable housing | | |
| Location: | Address Suppressed | Outcome: | Affordability | | |
| | | Matrix Code: | Subsistence Payment (05Q) | National Objective: | LMC |

Activity to prevent, prepare for, and respond to Coronavirus: Yes

Initial Funding Date: 03/01/2021

Description:

The Covid-19 Emergency Rental Assistance Program is designed to assist tenants impacted by the Covid-19 Pandemic with up to 6 months of rental assistance in order to avoid eviction and stabilize neighborhoods.

Financing

| | Fund Type | Grant Year | Grant | Funded Amount | Drawn In Program Year | Drawn Thru Program Year |
|-------|-----------|------------|-------------|---------------|-----------------------|-------------------------|
| CDBG | EN | 2020 | B20MW390005 | \$400,000.00 | \$0.00 | \$400,000.00 |
| Total | Total | | | \$400,000.00 | \$0.00 | \$400,000.00 |

Proposed Accomplishments

People (General) : 80

Actual Accomplishments

Number assisted:

| | Owner | | Renter | | Total | | Person | |
|--|-------|----------|--------|----------|-------|----------|--------|----------|
| | Total | Hispanic | Total | Hispanic | Total | Hispanic | Total | Hispanic |
| White: | 0 | 0 | 0 | 0 | 0 | 0 | 0 | 0 |
| Black/African American: | 0 | 0 | 0 | 0 | 0 | 0 | 0 | 0 |
| Asian: | 0 | 0 | 0 | 0 | 0 | 0 | 0 | 0 |
| American Indian/Alaskan Native: | 0 | 0 | 0 | 0 | 0 | 0 | 0 | 0 |
| Native Hawaiian/Other Pacific Islander: | 0 | 0 | 0 | 0 | 0 | 0 | 0 | 0 |
| American Indian/Alaskan Native & White: | 0 | 0 | 0 | 0 | 0 | 0 | 0 | 0 |
| Asian White: | 0 | 0 | 0 | 0 | 0 | 0 | 0 | 0 |
| Black/African American & White: | 0 | 0 | 0 | 0 | 0 | 0 | 0 | 0 |
| American Indian/Alaskan Native & Black/African American: | 0 | 0 | 0 | 0 | 0 | 0 | 0 | 0 |
| Other multi-racial: | 0 | 0 | 0 | 0 | 0 | 0 | 106 | 0 |
| Asian/Pacific Islander: | 0 | 0 | 0 | 0 | 0 | 0 | 0 | 0 |
| Hispanic: | 0 | 0 | 0 | 0 | 0 | 0 | 0 | 0 |

PR03 - CLEVELAND HEIGHTS

Page: 7 of 98



U.S. Department of Housing and Urban Development
Office of Community Planning and Development
Integrated Disbursement and Information System
CDBG Activity Summary Report (GPR) for Program Year 2022
CLEVELAND HEIGHTS

Date: 15-Mar-2023
Time: 15:42
Page: 8

| | | | | | | | | |
|---------------------------|-------|--------|-------|---|--------|---|-----|---|
| Total: | 0 | 0 | 0 | 0 | 0 | 0 | 106 | 0 |
| Female-headed Households: | 0 | | 0 | | 0 | | | |
| Income Category: | Owner | Renter | Total | | Person | | | |
| Extremely Low | 0 | 0 | 0 | | 0 | | | |
| Low Mod | 0 | 0 | 0 | | 0 | | | |
| Moderate | 0 | 0 | 0 | | 106 | | | |
| Non Low Moderate | 0 | 0 | 0 | | 0 | | | |
| Total | 0 | 0 | 0 | | 106 | | | |
| Percent Low/Mod | | | | | 100.0% | | | |

Annual Accomplishments

| Years | Accomplishment Narrative | # Benefiting |
|-------|--|--------------|
| 2021 | In 2020/2021, 106 renters facing COVID-19 hardships received emergency rental assistance through the City's partner, the CHN Housing Partners. | |

OK



U.S. Department of Housing and Urban Development
Office of Community Planning and Development
Integrated Disbursement and Information System
CDBG Activity Summary Report (GPR) for Program Year 2022
CLEVELAND HEIGHTS

Date: 15-Mar-2023
Time: 15:42
Page: 9

| | | | | | |
|----------------|---|--------------|-------------------------------|---------------------|-----|
| PGM Year: | 2021 | | | | |
| Project: | 0013 - Commercial District Revitalization | | | | |
| IDIS Activity: | 1299 - FutureHeights Small Business Outreach Program | | | | |
| Status: | Open | Objective: | Create economic opportunities | | |
| Location: | 2843 Washington Blvd Cleveland Heights, OH 44118-2009 | Outcome: | Sustainability | | |
| | | Matrix Code: | ED Technical Assistance (18B) | National Objective: | LMJ |

Activity to prevent, prepare for, and respond to Coronavirus: No

Initial Funding Date: 12/16/2021

Description:

FH plans to hire a part-time Small and Minority Business Outreach Support manager to serve the businesses and business districts in need, with a focus on the business districts in the Noble, Taylor, and Mayfield Lee neighborhoods. The person in this role will build relationships through consistent outreach and work with business owners to address their individual needs, which could include technical assistance for marketing, operations, storefront, signage, merchandising, financing, and more.

In addition, he/she would assist them in accessing the existing city, county, and state programs.

The specific coaching and mentoring approach will not only help with individual business performance but will also serve the immediate neighborhood.

By becoming a highly functioning business, more people in the neighborhood will choose to patronize the business, increasing activity and foot traffic in the business districts and improving the overall quality of life.

This will bring a renewed sense of pride and vibrancy to the districts and surrounding neighborhoods. Additionally, as a long-term goal, the business support person will help develop merchants associations in these districts to facilitate a cohesive voice and vision for the district, as well as small improvements that can lead to a larger investment in the neighborhood. Finally, the support person will connect businesses with local and regional resources, such as the Minority Business Assistance Center, which provides access to funds, low-interest loans, and bidding and project opportunities.

Financing

| | Fund Type | Grant Year | Grant | Funded Amount | Drawn In Program Year | Drawn Thru Program Year |
|-------|-----------|------------|-------------|---------------|-----------------------|-------------------------|
| CDBG | EN | 2021 | B21MC390005 | \$25,000.00 | \$0.00 | \$2,380.47 |
| Total | Total | | | \$25,000.00 | \$0.00 | \$2,380.47 |

Proposed Accomplishments

Jobs : 5

Actual Accomplishments

Number assisted:

| | Owner | | Renter | | Total | | Person | |
|---|-------|----------|--------|----------|-------|----------|--------|----------|
| | Total | Hispanic | Total | Hispanic | Total | Hispanic | Total | Hispanic |
| White: | 0 | 0 | 0 | 0 | 0 | 0 | 0 | 0 |
| Black/African American: | 0 | 0 | 0 | 0 | 0 | 0 | 0 | 0 |
| Asian: | 0 | 0 | 0 | 0 | 0 | 0 | 0 | 0 |
| American Indian/Alaskan Native: | 0 | 0 | 0 | 0 | 0 | 0 | 0 | 0 |
| Native Hawaiian/Other Pacific Islander: | 0 | 0 | 0 | 0 | 0 | 0 | 0 | 0 |
| American Indian/Alaskan Native & White: | 0 | 0 | 0 | 0 | 0 | 0 | 0 | 0 |

PR03 - CLEVELAND HEIGHTS

Page: 9 of 98



U.S. Department of Housing and Urban Development
Office of Community Planning and Development
Integrated Disbursement and Information System
CDBG Activity Summary Report (GPR) for Program Year 2022
CLEVELAND HEIGHTS

Date: 15-Mar-2023
Time: 15:42
Page: 10

| | | | | | | | | |
|--|---|---|---|---|---|---|---|---|
| Asian White: | 0 | 0 | 0 | 0 | 0 | 0 | 0 | 0 |
| Black/African American & White: | 0 | 0 | 0 | 0 | 0 | 0 | 0 | 0 |
| American Indian/Alaskan Native & Black/African American: | 0 | 0 | 0 | 0 | 0 | 0 | 0 | 0 |
| Other multi-racial: | 0 | 0 | 0 | 0 | 0 | 0 | 0 | 0 |
| Asian/Pacific Islander: | 0 | 0 | 0 | 0 | 0 | 0 | 0 | 0 |
| Hispanic: | 0 | 0 | 0 | 0 | 0 | 0 | 0 | 0 |
| Total: | 0 | 0 | 0 | 0 | 0 | 0 | 0 | 0 |

Female-headed Households: 0 0 0

| | | | | |
|------------------|-------|--------|-------|--------|
| Income Category: | Owner | Renter | Total | Person |
| Extremely Low | 0 | 0 | 0 | 0 |
| Low Mod | 0 | 0 | 0 | 0 |
| Moderate | 0 | 0 | 0 | 0 |
| Non Low Moderate | 0 | 0 | 0 | 0 |
| Total | 0 | 0 | 0 | 0 |
| Percent Low/Mod | | | | |

Annual Accomplishments

| Years | Accomplishment Narrative | # Benefitting |
|-------|---|---------------|
| 2021 | In 2021, this program offered technical assistance to small businesses, targeting minority and women owned businesses. 15 businesses were assisted in 2021. | |

OK



U.S. Department of Housing and Urban Development
Office of Community Planning and Development
Integrated Disbursement and Information System
CDBG Activity Summary Report (GPR) for Program Year 2022
CLEVELAND HEIGHTS

Date: 15-Mar-2023
Time: 15:42
Page: 11

PGM Year: 2019
Project: 0007 - Emergency Assistance
IDIS Activity: 1300 - Geshher - Covid Assistance
Status: Open
Location: 1481 Warrensville Center Rd South Euclid, OH 44121-2655
Objective: Create suitable living environments
Outcome: Availability/accessibility
Matrix Code: Other Public Services Not Listed in 05A-05Y, 03T (05Z)
National Objective: LMC

Activity to prevent, prepare for, and respond to Coronavirus: Yes

Initial Funding Date: 09/23/2021

Description:

Geshher - provides low- and moderate-income families with information about local, state and federal benefits for which they are eligible.

Financing

| | Fund Type | Grant Year | Grant | Funded Amount | Drawn In Program Year | Drawn Thru Program Year |
|-------|-----------|------------|-------------|---------------|-----------------------|-------------------------|
| CDBG | EN | 2020 | B20MW390005 | \$8,000.00 | \$0.00 | \$8,000.00 |
| Total | Total | | | \$8,000.00 | \$0.00 | \$8,000.00 |

Proposed Accomplishments

Actual Accomplishments

Number assisted:

| | Owner | | Renter | | Total | | Person | |
|--|-------|----------|--------|----------|-------|----------|--------|----------|
| | Total | Hispanic | Total | Hispanic | Total | Hispanic | Total | Hispanic |
| White: | 0 | 0 | 0 | 0 | 0 | 0 | 0 | 0 |
| Black/African American: | 0 | 0 | 0 | 0 | 0 | 0 | 0 | 0 |
| Asian: | 0 | 0 | 0 | 0 | 0 | 0 | 0 | 0 |
| American Indian/Alaskan Native: | 0 | 0 | 0 | 0 | 0 | 0 | 0 | 0 |
| Native Hawaiian/Other Pacific Islander: | 0 | 0 | 0 | 0 | 0 | 0 | 0 | 0 |
| American Indian/Alaskan Native & White: | 0 | 0 | 0 | 0 | 0 | 0 | 0 | 0 |
| Asian White: | 0 | 0 | 0 | 0 | 0 | 0 | 0 | 0 |
| Black/African American & White: | 0 | 0 | 0 | 0 | 0 | 0 | 0 | 0 |
| American Indian/Alaskan Native & Black/African American: | 0 | 0 | 0 | 0 | 0 | 0 | 0 | 0 |
| Other multi-racial: | 0 | 0 | 0 | 0 | 0 | 0 | 0 | 0 |
| Asian/Pacific Islander: | 0 | 0 | 0 | 0 | 0 | 0 | 0 | 0 |
| Hispanic: | 0 | 0 | 0 | 0 | 0 | 0 | 0 | 0 |
| Total: | 0 | 0 | 0 | 0 | 0 | 0 | 0 | 0 |
| Female-headed Households: | 0 | | 0 | | 0 | | | |

PR03 - CLEVELAND HEIGHTS

Page: 11 of 98



U.S. Department of Housing and Urban Development
Office of Community Planning and Development
Integrated Disbursement and Information System
CDBG Activity Summary Report (GPR) for Program Year 2022
CLEVELAND HEIGHTS

Date: 15-Mar-2023
Time: 15:42
Page: 12

| Income Category: | Owner | Renter | Total | Person |
|------------------|-------|--------|-------|--------|
| Extremely Low | 0 | 0 | 0 | 0 |
| Low Mod | 0 | 0 | 0 | 0 |
| Moderate | 0 | 0 | 0 | 0 |
| Non Low Moderate | 0 | 0 | 0 | 0 |
| Total | 0 | 0 | 0 | 0 |
| Percent Low/Mod | | | | |

Annual Accomplishments

No data returned for this view. This might be because the applied filter excludes all data.

DR



U.S. Department of Housing and Urban Development
Office of Community Planning and Development
Integrated Disbursement and Information System
CDBG Activity Summary Report (GPR) for Program Year 2022
CLEVELAND HEIGHTS

Date: 15-Mar-2023
Time: 15:42
Page: 13

PGM Year: 2019
Project: 0007 - Emergency Assistance
IDIS Activity: 1301 - Heights Emergency Food Center - COVID Assistance
Status: Open
Location: 3663 Mayfield Rd Cleveland Heights, OH 44121-1733
Objective: Create suitable living environments
Outcome: Sustainability
Matrix Code: Food Banks (05W)
National Objective: LMC

Activity to prevent, prepare for, and respond to Coronavirus: Yes

Initial Funding Date: 09/23/2021

Description:

Heights Emergency Food Center - provides low- income households with a three-day supply of food one time per month.

Financing

| | Fund Type | Grant Year | Grant | Funded Amount | Drawn In Program Year | Drawn Thru Program Year |
|-------|-----------|------------|-------------|---------------|-----------------------|-------------------------|
| CDBG | EN | 2020 | B20MW390005 | \$15,000.00 | \$0.00 | \$15,000.00 |
| Total | Total | | | \$15,000.00 | \$0.00 | \$15,000.00 |

Proposed Accomplishments

Actual Accomplishments

Number assisted:

| | Owner | | Renter | | Total | | Person | |
|--|-------|----------|--------|----------|-------|----------|--------|----------|
| | Total | Hispanic | Total | Hispanic | Total | Hispanic | Total | Hispanic |
| White: | 0 | 0 | 0 | 0 | 0 | 0 | 0 | 0 |
| Black/African American: | 0 | 0 | 0 | 0 | 0 | 0 | 0 | 0 |
| Asian: | 0 | 0 | 0 | 0 | 0 | 0 | 0 | 0 |
| American Indian/Alaskan Native: | 0 | 0 | 0 | 0 | 0 | 0 | 0 | 0 |
| Native Hawaiian/Other Pacific Islander: | 0 | 0 | 0 | 0 | 0 | 0 | 0 | 0 |
| American Indian/Alaskan Native & White: | 0 | 0 | 0 | 0 | 0 | 0 | 0 | 0 |
| Asian White: | 0 | 0 | 0 | 0 | 0 | 0 | 0 | 0 |
| Black/African American & White: | 0 | 0 | 0 | 0 | 0 | 0 | 0 | 0 |
| American Indian/Alaskan Native & Black/African American: | 0 | 0 | 0 | 0 | 0 | 0 | 0 | 0 |
| Other multi-racial: | 0 | 0 | 0 | 0 | 0 | 0 | 0 | 0 |
| Asian/Pacific Islander: | 0 | 0 | 0 | 0 | 0 | 0 | 0 | 0 |
| Hispanic: | 0 | 0 | 0 | 0 | 0 | 0 | 0 | 0 |
| Total: | 0 | 0 | 0 | 0 | 0 | 0 | 0 | 0 |
| Female-headed Households: | 0 | | 0 | | 0 | | | |

PR03 - CLEVELAND HEIGHTS

Page: 13 of 98

DEVELOPMENT



U.S. Department of Housing and Urban Development
Office of Community Planning and Development
Integrated Disbursement and Information System
CDBG Activity Summary Report (GPR) for Program Year 2022
CLEVELAND HEIGHTS

Date: 15-Mar-2023
Time: 15:42
Page: 14

| | | | | |
|------------------|-------|--------|-------|--------|
| Income Category: | Owner | Renter | Total | Person |
| Extremely Low | 0 | 0 | 0 | 0 |
| Low Mod | 0 | 0 | 0 | 0 |
| Moderate | 0 | 0 | 0 | 0 |
| Non Low Moderate | 0 | 0 | 0 | 0 |
| Total | 0 | 0 | 0 | 0 |
| Percent Low/Mod | | | | |

Annual Accomplishments

No data returned for this view. This might be because the applied filter excludes all data.

DR



U.S. Department of Housing and Urban Development
Office of Community Planning and Development
Integrated Disbursement and Information System
CDBG Activity Summary Report (GPR) for Program Year 2022
CLEVELAND HEIGHTS

Date: 15-Mar-2023
Time: 15:42
Page: 15

PGM Year: 2019
Project: 0012 - Housing Counseling
IDIS Activity: 1302 - HRRC Housing Counseling - COVID Assistance
Status: Open
Location: 2520 Noble Rd Cleveland Heights, OH 44121-2133
Objective: Provide decent affordable housing
Outcome: Availability/accessibility
Matrix Code: Housing Counseling only, under 24 CFR 5.100 (05U)
National Objective: LMC

Activity to prevent, prepare for, and respond to Coronavirus: Yes

Initial Funding Date: 09/23/2021

Description:

Heights Emergency Food Center - provides low- income households with a three-day supply of food one time per month.

Financing

| | Fund Type | Grant Year | Grant | Funded Amount | Drawn In Program Year | Drawn Thru Program Year |
|-------|-----------|------------|-------------|---------------|-----------------------|-------------------------|
| CDBG | EN | 2020 | B20MW390005 | \$15,000.00 | \$0.00 | \$5,521.75 |
| Total | Total | | | \$15,000.00 | \$0.00 | \$5,521.75 |

Proposed Accomplishments

People (General) : 125

Actual Accomplishments

Number assisted:

| | Owner | | Renter | | Total | | Person | |
|--|-------|----------|--------|----------|-------|----------|--------|----------|
| | Total | Hispanic | Total | Hispanic | Total | Hispanic | Total | Hispanic |
| White: | 0 | 0 | 0 | 0 | 0 | 0 | 0 | 0 |
| Black/African American: | 0 | 0 | 0 | 0 | 0 | 0 | 0 | 0 |
| Asian: | 0 | 0 | 0 | 0 | 0 | 0 | 0 | 0 |
| American Indian/Alaskan Native: | 0 | 0 | 0 | 0 | 0 | 0 | 0 | 0 |
| Native Hawaiian/Other Pacific Islander: | 0 | 0 | 0 | 0 | 0 | 0 | 0 | 0 |
| American Indian/Alaskan Native & White: | 0 | 0 | 0 | 0 | 0 | 0 | 0 | 0 |
| Asian White: | 0 | 0 | 0 | 0 | 0 | 0 | 0 | 0 |
| Black/African American & White: | 0 | 0 | 0 | 0 | 0 | 0 | 0 | 0 |
| American Indian/Alaskan Native & Black/African American: | 0 | 0 | 0 | 0 | 0 | 0 | 0 | 0 |
| Other multi-racial: | 0 | 0 | 0 | 0 | 0 | 0 | 0 | 0 |
| Asian/Pacific Islander: | 0 | 0 | 0 | 0 | 0 | 0 | 0 | 0 |
| Hispanic: | 0 | 0 | 0 | 0 | 0 | 0 | 0 | 0 |
| Total: | 0 | 0 | 0 | 0 | 0 | 0 | 0 | 0 |

PR03 - CLEVELAND HEIGHTS

Page: 15 of 98



U.S. Department of Housing and Urban Development
Office of Community Planning and Development
Integrated Disbursement and Information System
CDBG Activity Summary Report (GPR) for Program Year 2022
CLEVELAND HEIGHTS

Date: 15-Mar-2023
Time: 15:42
Page: 16

| | | | | | |
|---------------------------|-------|--------|-------|--------|---|
| Female-headed Households: | | | 0 | 0 | 0 |
| Income Category: | Owner | Renter | Total | Person | |
| Extremely Low | 0 | 0 | 0 | 0 | |
| Low Mod | 0 | 0 | 0 | 0 | |
| Moderate | 0 | 0 | 0 | 0 | |
| Non Low Moderate | 0 | 0 | 0 | 0 | |
| Total | 0 | 0 | 0 | 0 | |
| Percent Low/Mod | | | | | |

Annual Accomplishments

No data returned for this view. This might be because the applied filter excludes all data.

DR



U.S. Department of Housing and Urban Development
Office of Community Planning and Development
Integrated Disbursement and Information System
CDBG Activity Summary Report (GPR) for Program Year 2022
CLEVELAND HEIGHTS

Date: 15-Mar-2023
Time: 15:42
Page: 17

PGM Year: 2019
Project: 0009 - Job Training Services
IDIS Activity: 1303 - Bhutanese Community of Greater Cleveland - COVID Assistance
Status: Open
Location: 6509 Longridge Rd Mayfield Heights, OH 44124-4118
Objective: Create economic opportunities
Outcome: Availability/accessibility
Matrix Code: Employment Training (05H)
National Objective: LMCSV

Activity to prevent, prepare for, and respond to Coronavirus: Yes

Initial Funding Date: 09/23/2021

Description:

Programs to enable low-mod job seekers necessary skills to participate in the local workforce.

Classes include: ESL, citizenship, and craft work.

The program also includes interpretation services.

Financing

| | Fund Type | Grant Year | Grant | Funded Amount | Drawn In Program Year | Drawn Thru Program Year |
|-------|-----------|------------|-------------|---------------|-----------------------|-------------------------|
| CDBG | EN | 2020 | B20MW390005 | \$5,000.00 | \$0.00 | \$3,912.73 |
| Total | Total | | | \$5,000.00 | \$0.00 | \$3,912.73 |

Proposed Accomplishments

People (General) : 180

Actual Accomplishments

Number assisted:

| | Owner | | Renter | | Total | | Person | |
|--|-------|----------|--------|----------|-------|----------|--------|----------|
| | Total | Hispanic | Total | Hispanic | Total | Hispanic | Total | Hispanic |
| White: | 0 | 0 | 0 | 0 | 0 | 0 | 0 | 0 |
| Black/African American: | 0 | 0 | 0 | 0 | 0 | 0 | 0 | 0 |
| Asian: | 0 | 0 | 0 | 0 | 0 | 0 | 0 | 0 |
| American Indian/Alaskan Native: | 0 | 0 | 0 | 0 | 0 | 0 | 0 | 0 |
| Native Hawaiian/Other Pacific Islander: | 0 | 0 | 0 | 0 | 0 | 0 | 0 | 0 |
| American Indian/Alaskan Native & White: | 0 | 0 | 0 | 0 | 0 | 0 | 0 | 0 |
| Asian White: | 0 | 0 | 0 | 0 | 0 | 0 | 0 | 0 |
| Black/African American & White: | 0 | 0 | 0 | 0 | 0 | 0 | 0 | 0 |
| American Indian/Alaskan Native & Black/African American: | 0 | 0 | 0 | 0 | 0 | 0 | 0 | 0 |
| Other multi-racial: | 0 | 0 | 0 | 0 | 0 | 0 | 0 | 0 |
| Asian/Pacific Islander: | 0 | 0 | 0 | 0 | 0 | 0 | 0 | 0 |
| Hispanic: | 0 | 0 | 0 | 0 | 0 | 0 | 0 | 0 |

PR03 - CLEVELAND HEIGHTS

Page: 17 of 98



U.S. Department of Housing and Urban Development
Office of Community Planning and Development
Integrated Disbursement and Information System
CDBG Activity Summary Report (GPR) for Program Year 2022
CLEVELAND HEIGHTS

Date: 15-Mar-2023
Time: 15:42
Page: 18

| | | | | | | | | | |
|---------------------------|-------|--------|-------|--------|---|---|---|---|---|
| Total: | 0 | 0 | 0 | 0 | 0 | 0 | 0 | 0 | 0 |
| Female-headed Households: | 0 | | 0 | | 0 | | | | |
| Income Category: | Owner | Renter | Total | Person | | | | | |
| Extremely Low | 0 | 0 | 0 | 0 | | | | | |
| Low Mod | 0 | 0 | 0 | 0 | | | | | |
| Moderate | 0 | 0 | 0 | 0 | | | | | |
| Non Low Moderate | 0 | 0 | 0 | 0 | | | | | |
| Total | 0 | 0 | 0 | 0 | | | | | |
| Percent Low/Mod | | | | | | | | | |

Annual Accomplishments

No data returned for this view. This might be because the applied filter excludes all data.

DR



U.S. Department of Housing and Urban Development
Office of Community Planning and Development
Integrated Disbursement and Information System
CDBG Activity Summary Report (GPR) for Program Year 2022
CLEVELAND HEIGHTS

Date: 15-Mar-2023
Time: 15:42
Page: 19

| | | | | | |
|----------------|-----------------------------------|--------------|--------------------------------------|---------------------|-----|
| PGM Year: | 2021 | | | | |
| Project: | 0010 - Housing Rehabilitation LMI | | | | |
| IDIS Activity: | 1309 - FutureHomes Program | | | | |
| Status: | Open | Objective: | Provide decent affordable housing | | |
| Location: | Address Suppressed | Outcome: | Affordability | | |
| | | Matrix Code: | Rehab; Single-Unit Residential (14A) | National Objective: | LMH |

Activity to prevent, prepare for, and respond to Coronavirus: No

Initial Funding Date: 12/16/2021

Description:

Single family purchase, rehabilitation and resell program for LMI home buyers.

Financing

| | Fund Type | Grant Year | Grant | Funded Amount | Drawn In Program Year | Drawn Thru Program Year |
|-------|-----------|------------|-------------|---------------|-----------------------|-------------------------|
| CDBG | EN | 2020 | B20MC390005 | \$45,000.00 | \$0.00 | \$1,245.26 |
| Total | Total | | | \$45,000.00 | \$0.00 | \$1,245.26 |

Proposed Accomplishments

Housing Units : 1

Actual Accomplishments

Number assisted:

| | Owner | | Renter | | Total | | Person | |
|--|-------|----------|--------|----------|-------|----------|--------|----------|
| | Total | Hispanic | Total | Hispanic | Total | Hispanic | Total | Hispanic |
| White: | 0 | 0 | 0 | 0 | 0 | 0 | 0 | 0 |
| Black/African American: | 0 | 0 | 0 | 0 | 0 | 0 | 0 | 0 |
| Asian: | 0 | 0 | 0 | 0 | 0 | 0 | 0 | 0 |
| American Indian/Alaskan Native: | 0 | 0 | 0 | 0 | 0 | 0 | 0 | 0 |
| Native Hawaiian/Other Pacific Islander: | 0 | 0 | 0 | 0 | 0 | 0 | 0 | 0 |
| American Indian/Alaskan Native & White: | 0 | 0 | 0 | 0 | 0 | 0 | 0 | 0 |
| Asian White: | 0 | 0 | 0 | 0 | 0 | 0 | 0 | 0 |
| Black/African American & White: | 0 | 0 | 0 | 0 | 0 | 0 | 0 | 0 |
| American Indian/Alaskan Native & Black/African American: | 0 | 0 | 0 | 0 | 0 | 0 | 0 | 0 |
| Other multi-racial: | 0 | 0 | 0 | 0 | 0 | 0 | 0 | 0 |
| Asian/Pacific Islander: | 0 | 0 | 0 | 0 | 0 | 0 | 0 | 0 |
| Hispanic: | 0 | 0 | 0 | 0 | 0 | 0 | 0 | 0 |
| Total: | 0 | 0 | 0 | 0 | 0 | 0 | 0 | 0 |

PR03 - CLEVELAND HEIGHTS

Page: 19 of 98

DR



U.S. Department of Housing and Urban Development
Office of Community Planning and Development
Integrated Disbursement and Information System
CDBG Activity Summary Report (GPR) for Program Year 2022
CLEVELAND HEIGHTS

Date: 15-Mar-2023
Time: 15:42
Page: 20

| | | | | | | |
|---------------------------|-------|--------|-------|--------|---|---|
| Female-headed Households: | | | | 0 | 0 | 0 |
| Income Category: | Owner | Renter | Total | Person | | |
| Extremely Low | 0 | 0 | 0 | 0 | | |
| Low Mod | 0 | 0 | 0 | 0 | | |
| Moderate | 0 | 0 | 0 | 0 | | |
| Non Low Moderate | 0 | 0 | 0 | 0 | | |
| Total | 0 | 0 | 0 | 0 | | |
| Percent Low/Mod | | | | | | |

Annual Accomplishments

| Years | Accomplishment Narrative | # Benefiting |
|-------|--|--------------|
| 2021 | In 2021, subrecipient FutureHeights began the rehabilitation of a single family home. The only activities conducted in 2021 were lead risk assessments and testing and spec writing. | |

DR



U.S. Department of Housing and Urban Development
Office of Community Planning and Development
Integrated Disbursement and Information System
CDBG Activity Summary Report (GPR) for Program Year 2022
CLEVELAND HEIGHTS

Date: 15-Mar-2023
Time: 15:42
Page: 21

PGM Year: 2021
Project: 0009 - Minor Home Repairs
IDIS Activity: 1329 - HPO - Short Term Deferred Loan
Status: Canceled 5/2/2022 2:16:47 PM
Location: 40 Severance Cir Cleveland Heights, OH 44118-1501
Objective: Provide decent affordable housing
Outcome: Sustainability
Matrix Code: Rehab; Single-Unit Residential (14A)
National Objective: LMH

Activity to prevent, prepare for, and respond to Coronavirus: No

Initial Funding Date: 12/16/2021

Description:

Short Term Deferred Loan - Owner-occupants residing at the property at least three (3) years who meet the Gross Income Limits (see below) may be eligible for a loan of up to \$7,500 secured by equity in the property.

Eligible repairs include health and safety issues and correction of violations.

Financing

No data returned for this view. This might be because the applied filter excludes all data.

Proposed Accomplishments

Housing Units : 2

Actual Accomplishments

Number assisted:

| | Owner | | Renter | | Total | | Person | |
|---|-------|----------|--------|----------|-------|----------|--------|----------|
| | Total | Hispanic | Total | Hispanic | Total | Hispanic | Total | Hispanic |
| White: | 0 | 0 | 0 | 0 | 0 | 0 | 0 | 0 |
| Black/African American: | 0 | 0 | 0 | 0 | 0 | 0 | 0 | 0 |
| Asian: | 0 | 0 | 0 | 0 | 0 | 0 | 0 | 0 |
| American Indian/Alaskan Native: | 0 | 0 | 0 | 0 | 0 | 0 | 0 | 0 |
| Native Hawaiian/Other Pacific Islander: | 0 | 0 | 0 | 0 | 0 | 0 | 0 | 0 |
| American Indian/Alaskan Native & White: | 0 | 0 | 0 | 0 | 0 | 0 | 0 | 0 |
| Asian White: | 0 | 0 | 0 | 0 | 0 | 0 | 0 | 0 |
| Black/African American & White: | 0 | 0 | 0 | 0 | 0 | 0 | 0 | 0 |

PR03 - CLEVELAND HEIGHTS

Page: 21 of 98



U.S. Department of Housing and Urban Development
Office of Community Planning and Development
Integrated Disbursement and Information System
CDBG Activity Summary Report (GPR) for Program Year 2022
CLEVELAND HEIGHTS

Date: 15-Mar-2023
Time: 15:42
Page: 22

| | | | | | | | | |
|--|---|---|---|---|---|---|---|---|
| American Indian/Alaskan Native & Black/African American: | 0 | 0 | 0 | 0 | 0 | 0 | 0 | 0 |
| Other multi-racial: | 0 | 0 | 0 | 0 | 0 | 0 | 0 | 0 |
| Asian/Pacific Islander: | 0 | 0 | 0 | 0 | 0 | 0 | 0 | 0 |
| Hispanic: | 0 | 0 | 0 | 0 | 0 | 0 | 0 | 0 |
| Total: | 0 | 0 | 0 | 0 | 0 | 0 | 0 | 0 |

Female-headed Households: 0 0 0

| | | | | |
|------------------|-------|--------|-------|--------|
| Income Category: | Owner | Renter | Total | Person |
| Extremely Low | 0 | 0 | 0 | 0 |
| Low Mod | 0 | 0 | 0 | 0 |
| Moderate | 0 | 0 | 0 | 0 |
| Non Low Moderate | 0 | 0 | 0 | 0 |
| Total | 0 | 0 | 0 | 0 |
| Percent Low/Mod | | | | |

Annual Accomplishments

No data returned for this view. This might be because the applied filter excludes all data.

DRAFT



U.S. Department of Housing and Urban Development
Office of Community Planning and Development
Integrated Disbursement and Information System
CDBG Activity Summary Report (GPR) for Program Year 2022
CLEVELAND HEIGHTS

Date: 15-Mar-2023
Time: 15:42
Page: 23

| | | | | | |
|----------------|---|--------------|---|---------------------|-----|
| PGM Year: | 2021 | | | | |
| Project: | 0013 - Commercial District Revitalization | | | | |
| IDIS Activity: | 1336 - Commercial Loan LMI | | | | |
| Status: | Canceled 5/2/2022 3:42:29 PM | Objective: | Create economic opportunities | | |
| Location: | 40 Severance Cir Cleveland Heights, OH 44118-1501 | Outcome: | Availability/accessibility | | |
| | | Matrix Code: | ED Direct Financial Assistance to For-Profits (18A) | National Objective: | LMI |

Activity to prevent, prepare for, and respond to Coronavirus: No

Initial Funding Date: 12/16/2021

Description:

Commercial Loan Program - This program provides gap financing for worthy development projects throughout the City. City Council acts as the Loan Review Committee.

Financing

No data returned for this view. This might be because the applied filter excludes all data.

Proposed Accomplishments

Jobs : 5

Actual Accomplishments

Number assisted:

| | Owner | | Renter | | Total | | Person | |
|--|-------|----------|--------|----------|-------|----------|--------|----------|
| | Total | Hispanic | Total | Hispanic | Total | Hispanic | Total | Hispanic |
| White: | 0 | 0 | 0 | 0 | 0 | 0 | 0 | 0 |
| Black/African American: | 0 | 0 | 0 | 0 | 0 | 0 | 0 | 0 |
| Asian: | 0 | 0 | 0 | 0 | 0 | 0 | 0 | 0 |
| American Indian/Alaskan Native: | 0 | 0 | 0 | 0 | 0 | 0 | 0 | 0 |
| Native Hawaiian/Other Pacific Islander: | 0 | 0 | 0 | 0 | 0 | 0 | 0 | 0 |
| American Indian/Alaskan Native & White: | 0 | 0 | 0 | 0 | 0 | 0 | 0 | 0 |
| Asian White: | 0 | 0 | 0 | 0 | 0 | 0 | 0 | 0 |
| Black/African American & White: | 0 | 0 | 0 | 0 | 0 | 0 | 0 | 0 |
| American Indian/Alaskan Native & Black/African American: | 0 | 0 | 0 | 0 | 0 | 0 | 0 | 0 |

PR03 - CLEVELAND HEIGHTS

Page: 23 of 98



U.S. Department of Housing and Urban Development
Office of Community Planning and Development
Integrated Disbursement and Information System
CDBG Activity Summary Report (GPR) for Program Year 2022
CLEVELAND HEIGHTS

Date: 15-Mar-2023
Time: 15:42
Page: 24

| | | | | | | | | |
|---------------------------|---|---|---|---|---|---|---|---|
| Other multi-racial: | 0 | 0 | 0 | 0 | 0 | 0 | 0 | 0 |
| Asian/Pacific Islander: | 0 | 0 | 0 | 0 | 0 | 0 | 0 | 0 |
| Hispanic: | 0 | 0 | 0 | 0 | 0 | 0 | 0 | 0 |
| Total: | 0 | 0 | 0 | 0 | 0 | 0 | 0 | 0 |
| Female-headed Households: | 0 | 0 | 0 | 0 | 0 | 0 | 0 | 0 |

| | | | | |
|------------------|-------|--------|-------|--------|
| Income Category: | Owner | Renter | Total | Person |
| Extremely Low | 0 | 0 | 0 | 0 |
| Low Mod | 0 | 0 | 0 | 0 |
| Moderate | 0 | 0 | 0 | 0 |
| Non Low Moderate | 0 | 0 | 0 | 0 |
| Total | 0 | 0 | 0 | 0 |
| Percent Low/Mod | | | | |

Annual Accomplishments

| Years | Accomplishment Narrative | # Benefitting |
|-------|--|---------------|
| 2021 | In 2021, no loans were made utilizing this program, however, \$144,826.54 was received in program income from the repayment of prior year loans. | |

DR



U.S. Department of Housing and Urban Development
Office of Community Planning and Development
Integrated Disbursement and Information System
CDBG Activity Summary Report (GPR) for Program Year 2022
CLEVELAND HEIGHTS

Date: 15-Mar-2023
Time: 15:42
Page: 25

PGM Year: 2021
Project: 0001 - CDBG Administration
IDIS Activity: 1341 - FutureHeights - Cedar Lee Mini-Park Project
Status: Completed 3/26/2022 12:00:00 AM
Location:

Objective:
Outcome:
Matrix Code: Planning (20)
National Objective:

Activity to prevent, prepare for, and respond to Coronavirus: No

Initial Funding Date: 03/25/2022

Description:

Planning and design services related to the rehabilitation and redesign of a public plaza that serves a low-mobility population.

Financing

| | Fund Type | Grant Year | Grant | Funded Amount | Drawn In Program Year | Drawn Thru Program Year |
|-------|-----------|------------|-------------|---------------|-----------------------|-------------------------|
| CDBG | EN | 2017 | B17MC390005 | \$3,458.57 | \$0.00 | \$3,458.57 |
| Total | Total | | | \$3,458.57 | \$0.00 | \$3,458.57 |

Proposed Accomplishments

Actual Accomplishments

Number assisted:

| | Owner | | Renter | | Total | | Person | |
|--|-------|----------|--------|----------|-------|----------|--------|----------|
| | Total | Hispanic | Total | Hispanic | Total | Hispanic | Total | Hispanic |
| White: | | | | | 0 | 0 | | |
| Black/African American: | | | | | 0 | 0 | | |
| Asian: | | | | | 0 | 0 | | |
| American Indian/Alaskan Native: | | | | | 0 | 0 | | |
| Native Hawaiian/Other Pacific Islander: | | | | | 0 | 0 | | |
| American Indian/Alaskan Native & White: | | | | | 0 | 0 | | |
| Asian White: | | | | | 0 | 0 | | |
| Black/African American & White: | | | | | 0 | 0 | | |
| American Indian/Alaskan Native & Black/African American: | | | | | 0 | 0 | | |
| Other multi-racial: | | | | | 0 | 0 | | |
| Asian/Pacific Islander: | | | | | 0 | 0 | | |
| Hispanic: | | | | | 0 | 0 | | |
| Total: | 0 | 0 | 0 | 0 | 0 | 0 | 0 | 0 |
| Female-headed Households: | | | | | 0 | | | |

PR03 - CLEVELAND HEIGHTS

Page: 25 of 98



U.S. Department of Housing and Urban Development
Office of Community Planning and Development
Integrated Disbursement and Information System
CDBG Activity Summary Report (GPR) for Program Year 2022
CLEVELAND HEIGHTS

Date: 15-Mar-2023
Time: 15:42
Page: 26

| Income Category: | Owner | Renter | Total | Person |
|------------------|-------|--------|-------|--------|
| Extremely Low | | | 0 | |
| Low Mod | | | 0 | |
| Moderate | | | 0 | |
| Non Low Moderate | | | 0 | |
| Total | 0 | 0 | 0 | 0 |
| Percent Low/Mod | | | | |

Annual Accomplishments

No data returned for this view. This might be because the applied filter excludes all data.

DRAFT



U.S. Department of Housing and Urban Development
Office of Community Planning and Development
Integrated Disbursement and Information System
CDBG Activity Summary Report (GPR) for Program Year 2022
CLEVELAND HEIGHTS

Date: 15-Mar-2023
Time: 15:42
Page: 27

PGM Year: 2019
Project: 0006 - Youth Programs
IDIS Activity: 1342 - Lake Erie Ink - Covid Assistance
Status: Open
Location: 2843 Washington Blvd Cleveland Heights, OH 44118-2009
Objective: Create economic opportunities
Outcome: Availability/accessibility
Matrix Code: Youth Services (05D)
National Objective: LMC

Activity to prevent, prepare for, and respond to Coronavirus: Yes

Initial Funding Date: 03/25/2022

Description:

Assistance to existing subrecipient Lake Erie Ink in order to overcome additional costs in providing CDBG-funded activities due to COVID.

Financing

| | Fund Type | Grant Year | Grant | Funded Amount | Drawn In Program Year | Drawn Thru Program Year |
|-------|-----------|------------|-------------|---------------|-----------------------|-------------------------|
| CDBG | EN | 2020 | B20MW390005 | \$3,900.00 | \$0.00 | \$869.07 |
| Total | Total | | | \$3,900.00 | \$0.00 | \$869.07 |

Proposed Accomplishments

Actual Accomplishments

Number assisted:

| | Owner | | Renter | | Total | | Person | |
|--|-------|----------|--------|----------|-------|----------|--------|----------|
| | Total | Hispanic | Total | Hispanic | Total | Hispanic | Total | Hispanic |
| White: | 0 | 0 | 0 | 0 | 0 | 0 | 0 | 0 |
| Black/African American: | 0 | 0 | 0 | 0 | 0 | 0 | 0 | 0 |
| Asian: | 0 | 0 | 0 | 0 | 0 | 0 | 0 | 0 |
| American Indian/Alaskan Native: | 0 | 0 | 0 | 0 | 0 | 0 | 0 | 0 |
| Native Hawaiian/Other Pacific Islander: | 0 | 0 | 0 | 0 | 0 | 0 | 0 | 0 |
| American Indian/Alaskan Native & White: | 0 | 0 | 0 | 0 | 0 | 0 | 0 | 0 |
| Asian White: | 0 | 0 | 0 | 0 | 0 | 0 | 0 | 0 |
| Black/African American & White: | 0 | 0 | 0 | 0 | 0 | 0 | 0 | 0 |
| American Indian/Alaskan Native & Black/African American: | 0 | 0 | 0 | 0 | 0 | 0 | 0 | 0 |
| Other multi-racial: | 0 | 0 | 0 | 0 | 0 | 0 | 0 | 0 |
| Asian/Pacific Islander: | 0 | 0 | 0 | 0 | 0 | 0 | 0 | 0 |
| Hispanic: | 0 | 0 | 0 | 0 | 0 | 0 | 0 | 0 |
| Total: | 0 | 0 | 0 | 0 | 0 | 0 | 0 | 0 |
| Female-headed Households: | 0 | | 0 | | 0 | | | |

PR03 - CLEVELAND HEIGHTS

Page: 27 of 98

DEVELOPMENT



U.S. Department of Housing and Urban Development
Office of Community Planning and Development
Integrated Disbursement and Information System
CDBG Activity Summary Report (GPR) for Program Year 2022
CLEVELAND HEIGHTS

Date: 15-Mar-2023
Time: 15:42
Page: 28

| | | | | |
|------------------|-------|--------|-------|--------|
| Income Category: | Owner | Renter | Total | Person |
| Extremely Low | 0 | 0 | 0 | 0 |
| Low Mod | 0 | 0 | 0 | 0 |
| Moderate | 0 | 0 | 0 | 0 |
| Non Low Moderate | 0 | 0 | 0 | 0 |
| Total | 0 | 0 | 0 | 0 |
| Percent Low/Mod | | | | |

Annual Accomplishments

No data returned for this view. This might be because the applied filter excludes all data.

DR



U.S. Department of Housing and Urban Development
Office of Community Planning and Development
Integrated Disbursement and Information System
CDBG Activity Summary Report (GPR) for Program Year 2022
CLEVELAND HEIGHTS

Date: 15-Mar-2023
Time: 15:42
Page: 29

PGM Year: 2022
Project: 0001 - CDBG Administration
IDIS Activity: 1343 - CDBG Administration
Status: Completed 12/31/2022 12:00:00 AM
Location: ,
Objective:
Outcome:
Matrix Code: General Program Administration (21A)
National Objective:

Activity to prevent, prepare for, and respond to Coronavirus: No

Initial Funding Date: 11/30/2022

Description:

CDBG funds contribute to salaries and related administrative expenses for staff in the Department of Planning and Development.

Financing

| | Fund Type | Grant Year | Grant | Funded Amount | Drawn In Program Year | Drawn Thru Program Year |
|-------|-----------|------------|-------------|---------------|-----------------------|-------------------------|
| CDBG | EN | 2021 | B21MC390005 | \$75,850.67 | \$75,850.67 | \$75,850.67 |
| | | 2022 | B22MC390005 | \$4,482.41 | \$4,482.41 | \$4,482.41 |
| | PI | | | \$22,808.62 | \$22,808.62 | \$22,808.62 |
| Total | Total | | | \$103,141.70 | \$103,141.70 | \$103,141.70 |

Proposed Accomplishments

Actual Accomplishments

Number assisted:

| | Owner | | Renter | | Total | | Person | |
|--|-------|----------|--------|----------|-------|----------|--------|----------|
| | Total | Hispanic | Total | Hispanic | Total | Hispanic | Total | Hispanic |
| White: | | | | | 0 | 0 | | |
| Black/African American: | | | | | 0 | 0 | | |
| Asian: | | | | | 0 | 0 | | |
| American Indian/Alaskan Native: | | | | | 0 | 0 | | |
| Native Hawaiian/Other Pacific Islander: | | | | | 0 | 0 | | |
| American Indian/Alaskan Native & White: | | | | | 0 | 0 | | |
| Asian White: | | | | | 0 | 0 | | |
| Black/African American & White: | | | | | 0 | 0 | | |
| American Indian/Alaskan Native & Black/African American: | | | | | 0 | 0 | | |
| Other multi-racial: | | | | | 0 | 0 | | |
| Asian/Pacific Islander: | | | | | 0 | 0 | | |
| Hispanic: | | | | | 0 | 0 | | |

PR03 - CLEVELAND HEIGHTS

Page: 29 of 98

DEVELOPMENT



U.S. Department of Housing and Urban Development
Office of Community Planning and Development
Integrated Disbursement and Information System
CDBG Activity Summary Report (GPR) for Program Year 2022
CLEVELAND HEIGHTS

Date: 15-Mar-2023
Time: 15:42
Page: 30

| | | | | | | | | | | |
|---------------------------|-------|--------|-------|---|--------|---|---|---|---|---|
| Total: | | | 0 | 0 | 0 | 0 | 0 | 0 | 0 | 0 |
| Female-headed Households: | | | | | | | | | 0 | 0 |
| Income Category: | Owner | Renter | Total | | Person | | | | | |
| Extremely Low | | | 0 | | | | | | | |
| Low Mod | | | 0 | | | | | | | |
| Moderate | | | 0 | | | | | | | |
| Non Low Moderate | | | 0 | | | | | | | |
| Total | 0 | 0 | 0 | | 0 | | | | | |
| Percent Low/Mod | | | | | | | | | | |

Annual Accomplishments

No data returned for this view. This might be because the applied filter excludes all data.

DR



U.S. Department of Housing and Urban Development
Office of Community Planning and Development
Integrated Disbursement and Information System
CDBG Activity Summary Report (GPR) for Program Year 2022
CLEVELAND HEIGHTS

Date: 15-Mar-2023
Time: 15:42
Page: 31

PGM Year: 2022
Project: 0001 - CDBG Administration
IDIS Activity: 1344 - Indirect Costs
Status: Completed 12/31/2022 12:00:00 AM
Location:

Objective:
Outcome:
Matrix Code: Indirect Costs (21B) National Objective:

Activity to prevent, prepare for, and respond to Coronavirus: No

Initial Funding Date: 12/22/2022

Description:

CDBG funds contribute to a HUD approved Indirect Cost Plan.

Financing

| | Fund Type | Grant Year | Grant | Funded Amount | Drawn In Program Year | Drawn Thru Program Year |
|-------|-----------|------------|-------------|---------------|-----------------------|-------------------------|
| CDBG | EN | 2022 | B22MC390005 | \$35,000.00 | \$35,000.00 | \$35,000.00 |
| Total | Total | | | \$35,000.00 | \$35,000.00 | \$35,000.00 |

Proposed Accomplishments

Actual Accomplishments

Number assisted:

| | Owner | | Renter | | Total | | Person | |
|--|-------|----------|--------|----------|-------|----------|--------|----------|
| | Total | Hispanic | Total | Hispanic | Total | Hispanic | Total | Hispanic |
| White: | | | | | 0 | 0 | | |
| Black/African American: | | | | | 0 | 0 | | |
| Asian: | | | | | 0 | 0 | | |
| American Indian/Alaskan Native: | | | | | 0 | 0 | | |
| Native Hawaiian/Other Pacific Islander: | | | | | 0 | 0 | | |
| American Indian/Alaskan Native & White: | | | | | 0 | 0 | | |
| Asian White: | | | | | 0 | 0 | | |
| Black/African American & White: | | | | | 0 | 0 | | |
| American Indian/Alaskan Native & Black/African American: | | | | | 0 | 0 | | |
| Other multi-racial: | | | | | 0 | 0 | | |
| Asian/Pacific Islander: | | | | | 0 | 0 | | |
| Hispanic: | | | | | 0 | 0 | | |
| Total: | 0 | 0 | 0 | 0 | 0 | 0 | 0 | 0 |
| Female-headed Households: | | | | | 0 | | | |

PR03 - CLEVELAND HEIGHTS

Page: 31 of 98



U.S. Department of Housing and Urban Development
Office of Community Planning and Development
Integrated Disbursement and Information System
CDBG Activity Summary Report (GPR) for Program Year 2022
CLEVELAND HEIGHTS

Date: 15-Mar-2023
Time: 15:42
Page: 32

| Income Category: | Owner | Renter | Total | Person |
|------------------|-------|--------|-------|--------|
| Extremely Low | | | 0 | |
| Low Mod | | | 0 | |
| Moderate | | | 0 | |
| Non Low Moderate | | | 0 | |
| Total | 0 | 0 | 0 | 0 |
| Percent Low/Mod | | | | |

Annual Accomplishments

No data returned for this view. This might be because the applied filter excludes all data.

DRAFT



U.S. Department of Housing and Urban Development
Office of Community Planning and Development
Integrated Disbursement and Information System
CDBG Activity Summary Report (GPR) for Program Year 2022
CLEVELAND HEIGHTS

Date: 15-Mar-2023
Time: 15:42
Page: 33

PGM Year: 2022
Project: 0001 - CDBG Administration
IDIS Activity: 1345 - CDBG Financial Administration
Status: Completed 12/31/2022 12:00:00 AM
Location:

Objective:
Outcome:
Matrix Code: General Program Administration (21A) National Objective:

Activity to prevent, prepare for, and respond to Coronavirus: No

Initial Funding Date: 11/30/2022

Description:

CDBG funds contribute to salaries and related administrative expenses for staff in the Finance Department.

Financing

| | Fund Type | Grant Year | Grant | Funded Amount | Drawn In Program Year | Drawn Thru Program Year |
|-------|-----------|------------|-------------|---------------|-----------------------|-------------------------|
| CDBG | EN | 2021 | B21MC390005 | \$791.26 | \$791.26 | \$791.26 |
| | | 2022 | B22MC390005 | \$2,623.09 | \$2,623.09 | \$2,623.09 |
| | PI | | | \$10,156.13 | \$10,156.13 | \$10,156.13 |
| Total | Total | | | \$13,570.48 | \$13,570.48 | \$13,570.48 |

Proposed Accomplishments

Actual Accomplishments

Number assisted:

| | Owner | | Renter | | Total | | Person | |
|--|-------|----------|--------|----------|-------|----------|--------|----------|
| | Total | Hispanic | Total | Hispanic | Total | Hispanic | Total | Hispanic |
| White: | | | | | 0 | 0 | | |
| Black/African American: | | | | | 0 | 0 | | |
| Asian: | | | | | 0 | 0 | | |
| American Indian/Alaskan Native: | | | | | 0 | 0 | | |
| Native Hawaiian/Other Pacific Islander: | | | | | 0 | 0 | | |
| American Indian/Alaskan Native & White: | | | | | 0 | 0 | | |
| Asian White: | | | | | 0 | 0 | | |
| Black/African American & White: | | | | | 0 | 0 | | |
| American Indian/Alaskan Native & Black/African American: | | | | | 0 | 0 | | |
| Other multi-racial: | | | | | 0 | 0 | | |
| Asian/Pacific Islander: | | | | | 0 | 0 | | |
| Hispanic: | | | | | 0 | 0 | | |

PR03 - CLEVELAND HEIGHTS

Page: 33 of 98

DR



U.S. Department of Housing and Urban Development
Office of Community Planning and Development
Integrated Disbursement and Information System
CDBG Activity Summary Report (GPR) for Program Year 2022
CLEVELAND HEIGHTS

Date: 15-Mar-2023
Time: 15:42
Page: 34

| | | | | | | | | | | |
|---------------------------|-------|--------|-------|---|--------|---|---|---|---|---|
| Total: | | | 0 | 0 | 0 | 0 | 0 | 0 | 0 | 0 |
| Female-headed Households: | | | | | | | | | 0 | 0 |
| Income Category: | Owner | Renter | Total | | Person | | | | | |
| Extremely Low | | | 0 | | | | | | | |
| Low Mod | | | 0 | | | | | | | |
| Moderate | | | 0 | | | | | | | |
| Non Low Moderate | | | 0 | | | | | | | |
| Total | 0 | 0 | 0 | | 0 | | | | | |
| Percent Low/Mod | | | | | | | | | | |

Annual Accomplishments

No data returned for this view. This might be because the applied filter excludes all data.

DR



U.S. Department of Housing and Urban Development
Office of Community Planning and Development
Integrated Disbursement and Information System
CDBG Activity Summary Report (GPR) for Program Year 2022
CLEVELAND HEIGHTS

Date: 15-Mar-2023
Time: 15:42
Page: 35

PGM Year: 2022
Project: 0001 - CDBG Administration
IDIS Activity: 1346 - Geographic Information Systems
Status: Completed 12/31/2022 12:00:00 AM
Location:

Objective:
Outcome:
Matrix Code: General Program Administration (21A) National Objective:

Activity to prevent, prepare for, and respond to Coronavirus: No

Initial Funding Date: 11/30/2022

Description:

CDBG funds contribute to salaries and related administrative expenses for staff in the Geographic Information Systems Division.

Financing

| | Fund Type | Grant Year | Grant | Funded Amount | Drawn In Program Year | Drawn Thru Program Year |
|-------|-----------|------------|-------------|---------------|-----------------------|-------------------------|
| CDBG | EN | 2021 | B21MC390005 | \$7,711.62 | \$7,711.62 | \$7,711.62 |
| | | 2022 | B22MC390005 | \$3,191.51 | \$3,191.51 | \$3,191.51 |
| | PI | | | \$31,808.49 | \$31,808.49 | \$31,808.49 |
| Total | Total | | | \$42,711.62 | \$42,711.62 | \$42,711.62 |

Proposed Accomplishments

Actual Accomplishments

Number assisted:

| | Owner | | Renter | | Total | | Person | |
|--|-------|----------|--------|----------|-------|----------|--------|----------|
| | Total | Hispanic | Total | Hispanic | Total | Hispanic | Total | Hispanic |
| White: | | | | | 0 | 0 | | |
| Black/African American: | | | | | 0 | 0 | | |
| Asian: | | | | | 0 | 0 | | |
| American Indian/Alaskan Native: | | | | | 0 | 0 | | |
| Native Hawaiian/Other Pacific Islander: | | | | | 0 | 0 | | |
| American Indian/Alaskan Native & White: | | | | | 0 | 0 | | |
| Asian White: | | | | | 0 | 0 | | |
| Black/African American & White: | | | | | 0 | 0 | | |
| American Indian/Alaskan Native & Black/African American: | | | | | 0 | 0 | | |
| Other multi-racial: | | | | | 0 | 0 | | |
| Asian/Pacific Islander: | | | | | 0 | 0 | | |
| Hispanic: | | | | | 0 | 0 | | |

PR03 - CLEVELAND HEIGHTS

Page: 35 of 98

DUPLICATE



U.S. Department of Housing and Urban Development
Office of Community Planning and Development
Integrated Disbursement and Information System
CDBG Activity Summary Report (GPR) for Program Year 2022
CLEVELAND HEIGHTS

Date: 15-Mar-2023
Time: 15:42
Page: 36

| | | | | | | | | | |
|---------------------------|-------|--------|-------|---|--------|---|---|---|---|
| Total: | 0 | 0 | 0 | 0 | 0 | 0 | 0 | 0 | 0 |
| Female-headed Households: | | | | | | 0 | | | |
| Income Category: | Owner | Renter | Total | | Person | | | | |
| Extremely Low | | | 0 | | | | | | |
| Low Mod | | | 0 | | | | | | |
| Moderate | | | 0 | | | | | | |
| Non Low Moderate | | | 0 | | | | | | |
| Total | 0 | 0 | 0 | | 0 | | | | |
| Percent Low/Mod | | | | | | | | | |

Annual Accomplishments

No data returned for this view. This might be because the applied filter excludes all data.

DR



U.S. Department of Housing and Urban Development
Office of Community Planning and Development
Integrated Disbursement and Information System
CDBG Activity Summary Report (GPR) for Program Year 2022
CLEVELAND HEIGHTS

Date: 15-Mar-2023
Time: 15:42
Page: 37

| | | | |
|----------------|----------------------------------|---------------------|--|
| PGM Year: | 2022 | Objective: | |
| Project: | 0003 - Fair Housing Activities | Outcome: | |
| IDIS Activity: | 1347 - Fair Housing Activities | Matrix Code: | Fair Housing Activities (subject to 20% Admin Cap) (21D) |
| Status: | Completed 12/31/2022 12:00:00 AM | National Objective: | |
| Location: | | | |

Activity to prevent, prepare for, and respond to Coronavirus: No

Initial Funding Date: 11/30/2022

Description:

A variety of Fair Housing activities will be implemented to assist the City in maintaining a viable, diverse community with a fair and open housing market. Activities will include testing of the housing market, diversity training and landlord tenant counseling.

Financing

| | Fund Type | Grant Year | Grant | Funded Amount | Drawn In Program Year | Drawn Thru Program Year |
|-------|-----------|------------|-------------|---------------|-----------------------|-------------------------|
| CDBG | EN | 2020 | B20MC390005 | \$10,287.30 | \$10,287.30 | \$10,287.30 |
| | | 2021 | B21MC390005 | \$23,312.70 | \$23,312.70 | \$23,312.70 |
| Total | Total | | | \$33,600.00 | \$33,600.00 | \$33,600.00 |

Proposed Accomplishments

Actual Accomplishments

Number assisted:

| | Owner | | Renter | | Total | | Person | |
|--|-------|----------|--------|----------|-------|----------|--------|----------|
| | Total | Hispanic | Total | Hispanic | Total | Hispanic | Total | Hispanic |
| White: | | | | | 0 | 0 | | |
| Black/African American: | | | | | 0 | 0 | | |
| Asian: | | | | | 0 | 0 | | |
| American Indian/Alaskan Native: | | | | | 0 | 0 | | |
| Native Hawaiian/Other Pacific Islander: | | | | | 0 | 0 | | |
| American Indian/Alaskan Native & White: | | | | | 0 | 0 | | |
| Asian White: | | | | | 0 | 0 | | |
| Black/African American & White: | | | | | 0 | 0 | | |
| American Indian/Alaskan Native & Black/African American: | | | | | 0 | 0 | | |
| Other multi-racial: | | | | | 0 | 0 | | |
| Asian/Pacific Islander: | | | | | 0 | 0 | | |
| Hispanic: | | | | | 0 | 0 | | |

PR03 - CLEVELAND HEIGHTS

Page: 37 of 98

DR



U.S. Department of Housing and Urban Development
Office of Community Planning and Development
Integrated Disbursement and Information System
CDBG Activity Summary Report (GPR) for Program Year 2022
CLEVELAND HEIGHTS

Date: 15-Mar-2023
Time: 15:42
Page: 38

Total: 0 0 0 0 0 0 0 0

Female-headed Households:

0

Income Category:

| | Owner | Renter | Total | Person |
|------------------|-------|--------|-------|--------|
| Extremely Low | | | 0 | |
| Low Mod | | | 0 | |
| Moderate | | | 0 | |
| Non Low Moderate | | | 0 | |
| Total | 0 | 0 | 0 | 0 |
| Percent Low/Mod | | | | |

Annual Accomplishments

No data returned for this view. This might be because the applied filter excludes all data.

DR



U.S. Department of Housing and Urban Development
Office of Community Planning and Development
Integrated Disbursement and Information System
CDBG Activity Summary Report (GPR) for Program Year 2022
CLEVELAND HEIGHTS

Date: 15-Mar-2023
Time: 15:42
Page: 39

PGM Year: 2022
Project: 0002 - Neighborhood Engagement
IDIS Activity: 1348 - FutureHeights - Community Capacity Building
Status: Completed 12/31/2022 12:00:00 AM
Location: ,
Objective:
Outcome:
Matrix Code: Public Information (21C)
National Objective:

Activity to prevent, prepare for, and respond to Coronavirus: No

Initial Funding Date: 11/30/2022

Description:

The FutureHeights Community Capacity Building Program consists of the following components:1)Resident Engagement and Recruitment for Neighborhood Leadership Program,2)Operating a neighborhood leadership workshop series,3)Ongoing community building work in neighborhoods

Financing

| | Fund Type | Grant Year | Grant | Funded Amount | Drawn In Program Year | Drawn Thru Program Year |
|-------|-----------|------------|-------------|---------------|-----------------------|-------------------------|
| CDBG | EN | 2021 | B21MC390005 | \$21,082.24 | \$21,082.24 | \$21,082.24 |
| Total | Total | | | \$21,082.24 | \$21,082.24 | \$21,082.24 |

Proposed Accomplishments

Actual Accomplishments

Number assisted:

| | Owner | | Renter | | Total | | Person | |
|--|-------|----------|--------|----------|-------|----------|--------|----------|
| | Total | Hispanic | Total | Hispanic | Total | Hispanic | Total | Hispanic |
| White: | 0 | 0 | | | 0 | 0 | | |
| Black/African American: | 0 | 0 | | | 0 | 0 | | |
| Asian: | 0 | 0 | | | 0 | 0 | | |
| American Indian/Alaskan Native: | 0 | 0 | | | 0 | 0 | | |
| Native Hawaiian/Other Pacific Islander: | 0 | 0 | | | 0 | 0 | | |
| American Indian/Alaskan Native & White: | 0 | 0 | | | 0 | 0 | | |
| Asian White: | 0 | 0 | | | 0 | 0 | | |
| Black/African American & White: | 0 | 0 | | | 0 | 0 | | |
| American Indian/Alaskan Native & Black/African American: | 0 | 0 | | | 0 | 0 | | |
| Other multi-racial: | 0 | 0 | | | 0 | 0 | | |
| Asian/Pacific Islander: | 0 | 0 | | | 0 | 0 | | |
| Hispanic: | 0 | 0 | | | 0 | 0 | | |
| Total: | 0 | 0 | 0 | 0 | 0 | 0 | 0 | 0 |

PR03 - CLEVELAND HEIGHTS

Page: 39 of 98



U.S. Department of Housing and Urban Development
Office of Community Planning and Development
Integrated Disbursement and Information System
CDBG Activity Summary Report (GPR) for Program Year 2022
CLEVELAND HEIGHTS

Date: 15-Mar-2023
Time: 15:42
Page: 40

Female-headed Households:

0

| Income Category: | Owner | Renter | Total | Person |
|------------------|-------|--------|-------|--------|
| Extremely Low | | | 0 | |
| Low Mod | | | 0 | |
| Moderate | | | 0 | |
| Non Low Moderate | | | 0 | |
| Total | 0 | 0 | 0 | 0 |
| Percent Low/Mod | | | | |

Annual Accomplishments

No data returned for this view. This might be because the applied filter excludes all data.

OK



U.S. Department of Housing and Urban Development
Office of Community Planning and Development
Integrated Disbursement and Information System
CDBG Activity Summary Report (GPR) for Program Year 2022
CLEVELAND HEIGHTS

Date: 15-Mar-2023
Time: 15:42
Page: 41

PGM Year: 2022
Project: 0009 - Housing Rehabilitation LMI
IDIS Activity: 1349 - FutureHeights - FutureHomes Program
Status: Completed 12/31/2022 12:00:00 AM
Location: 2843 Washington Blvd Cleveland Heights, OH 44118-2009
Objective: Provide decent affordable housing
Outcome: Availability/accessibility
Matrix Code: Rehab; Single-Unit Residential (14A)
National Objective: LMH

Activity to prevent, prepare for, and respond to Coronavirus: No

Initial Funding Date: 11/30/2022

Description:

Single family purchase, rehabilitation and resell program for LMI home buyers.

Financing

| | Fund Type | Grant Year | Grant | Funded Amount | Drawn In Program Year | Drawn Thru Program Year |
|-------|-----------|------------|-------------|---------------|-----------------------|-------------------------|
| CDBG | EN | 2020 | B20MC390005 | \$43,468.84 | \$43,468.84 | \$43,468.84 |
| Total | Total | | | \$43,468.84 | \$43,468.84 | \$43,468.84 |

Proposed Accomplishments

Housing Units : 1

Actual Accomplishments

Number assisted:

| | Owner | | Renter | | Total | | Person | |
|--|-------|----------|--------|----------|-------|----------|--------|----------|
| | Total | Hispanic | Total | Hispanic | Total | Hispanic | Total | Hispanic |
| White: | 1 | 0 | 0 | 0 | 1 | 0 | 0 | 0 |
| Black/African American: | 0 | 0 | 0 | 0 | 0 | 0 | 0 | 0 |
| Asian: | 0 | 0 | 0 | 0 | 0 | 0 | 0 | 0 |
| American Indian/Alaskan Native: | 0 | 0 | 0 | 0 | 0 | 0 | 0 | 0 |
| Native Hawaiian/Other Pacific Islander: | 0 | 0 | 0 | 0 | 0 | 0 | 0 | 0 |
| American Indian/Alaskan Native & White: | 0 | 0 | 0 | 0 | 0 | 0 | 0 | 0 |
| Asian White: | 0 | 0 | 0 | 0 | 0 | 0 | 0 | 0 |
| Black/African American & White: | 0 | 0 | 0 | 0 | 0 | 0 | 0 | 0 |
| American Indian/Alaskan Native & Black/African American: | 0 | 0 | 0 | 0 | 0 | 0 | 0 | 0 |
| Other multi-racial: | 0 | 0 | 0 | 0 | 0 | 0 | 0 | 0 |
| Asian/Pacific Islander: | 0 | 0 | 0 | 0 | 0 | 0 | 0 | 0 |
| Hispanic: | 0 | 0 | 0 | 0 | 0 | 0 | 0 | 0 |
| Total: | 1 | 0 | 0 | 0 | 1 | 0 | 0 | 0 |

PR03 - CLEVELAND HEIGHTS

Page: 41 of 98



U.S. Department of Housing and Urban Development
Office of Community Planning and Development
Integrated Disbursement and Information System
CDBG Activity Summary Report (GPR) for Program Year 2022
CLEVELAND HEIGHTS

Date: 15-Mar-2023
Time: 15:42
Page: 42

| | | | | | | |
|---------------------------|--------|--------|--------|---|--------|---|
| Female-headed Households: | | | | 0 | 0 | 0 |
| Income Category: | Owner | Renter | Total | | Person | |
| Extremely Low | 0 | 0 | 0 | | 0 | |
| Low Mod | 0 | 0 | 0 | | 0 | |
| Moderate | 1 | 0 | 1 | | 0 | |
| Non Low Moderate | 0 | 0 | 0 | | 0 | |
| Total | 1 | 0 | 1 | | 0 | |
| Percent Low/Mod | 100.0% | | 100.0% | | | |

Annual Accomplishments

| Years | Accomplishment Narrative | # Benefiting |
|-------|--|--------------|
| 2022 | In 2022, 1 home was rehabbed and sold to a moderate income home-buyer. | |

DR



U.S. Department of Housing and Urban Development
Office of Community Planning and Development
Integrated Disbursement and Information System
CDBG Activity Summary Report (GPR) for Program Year 2022
CLEVELAND HEIGHTS

Date: 15-Mar-2023
Time: 15:42
Page: 43

PGM Year: 2022
Project: 0012 - Commercial District Revitalization
IDIS Activity: 1350 - FutureHeights Small Business Outreach Program
Status: Completed 12/31/2022 12:00:00 AM
Location:

Objective:
Outcome:
Matrix Code: Public Information (21C) National Objective:

Activity to prevent, prepare for, and respond to Coronavirus: No

Initial Funding Date: 11/30/2022

Description:

FH plans to hire a part-time Small and Minority Business Outreach Support manager to serve the businesses and business districts in need, with a focus on the business districts in the Noble, Taylor, and Mayfield Lee neighborhoods. The person in this role will build relationships through consistent outreach and work with business owners to address their individual needs, which could include technical assistance for marketing, operations, storefront, signage, merchandising/financing, and more.

In addition, he/she would assist them in accessing the existing city, county, and state programs.

The specific coaching and mentoring approach will not only help with individual business performance but will also serve the immediate neighborhood.

By becoming a highly functioning business, more people in the neighborhood will choose to patronize the business, increasing activity and foot traffic in the business districts and improving the overall quality of life.

This will bring a renewed sense of pride and vibrancy to the districts and surrounding neighborhoods. Additionally, as a long-term goal, the business support person will help develop merchants associations in these districts to facilitate a cohesive voice and vision for the district, as well as small improvements that can lead to a larger investment in the neighborhood. Finally, the support person will connect businesses with local and regional resources, such as the Minority Business Assistance Center, which provides access to funds, low-interest loans, and bidding and project opportunities.

Financing

| | Fund Type | Grant Year | Grant | Funded Amount | Drawn In Program Year | Drawn Thru Program Year |
|-------|-----------|------------|-------------|---------------|-----------------------|-------------------------|
| CDBG | EN | 2021 | B21MC390005 | \$8,183.99 | \$8,183.99 | \$8,183.99 |
| Total | Total | | | \$8,183.99 | \$8,183.99 | \$8,183.99 |

Proposed Accomplishments

Actual Accomplishments

Number assisted:

| | Owner | | Renter | | Total | | Person | |
|---|-------|----------|--------|----------|-------|----------|--------|----------|
| | Total | Hispanic | Total | Hispanic | Total | Hispanic | Total | Hispanic |
| White: | | | | | 0 | 0 | | |
| Black/African American: | | | | | 0 | 0 | | |
| Asian: | | | | | 0 | 0 | | |
| American Indian/Alaskan Native: | | | | | 0 | 0 | | |
| Native Hawaiian/Other Pacific Islander: | | | | | 0 | 0 | | |
| American Indian/Alaskan Native & White: | | | | | 0 | 0 | | |
| Asian White: | | | | | 0 | 0 | | |

PR03 - CLEVELAND HEIGHTS

Page: 43 of 98



U.S. Department of Housing and Urban Development
Office of Community Planning and Development
Integrated Disbursement and Information System
CDBG Activity Summary Report (GPR) for Program Year 2022
CLEVELAND HEIGHTS

Date: 15-Mar-2023
Time: 15:42
Page: 44

| | | | | | | | | | |
|--|-------|--------|-------|--------|---|---|---|---|---|
| Black/African American & White: | | | | | | 0 | 0 | | |
| American Indian/Alaskan Native & Black/African American: | | | | | | 0 | 0 | | |
| Other multi-racial: | | | | | | 0 | 0 | | |
| Asian/Pacific Islander: | | | | | | 0 | 0 | | |
| Hispanic: | | | | | | 0 | 0 | | |
| Total: | | | 0 | 0 | 0 | 0 | 0 | 0 | 0 |
| Female-headed Households: | | | | | | 0 | | | |
| Income Category: | Owner | Renter | Total | Person | | | | | |
| Extremely Low | | | 0 | | | | | | |
| Low Mod | | | 0 | | | | | | |
| Moderate | | | 0 | | | | | | |
| Non Low Moderate | | | 0 | | | | | | |
| Total | 0 | 0 | 0 | 0 | | | | | |
| Percent Low/Mod | | | | | | | | | |

Annual Accomplishments

No data returned for this view. This might be because the applied filter excludes all data.

DR



U.S. Department of Housing and Urban Development
Office of Community Planning and Development
Integrated Disbursement and Information System
CDBG Activity Summary Report (GPR) for Program Year 2022
CLEVELAND HEIGHTS

Date: 15-Mar-2023
Time: 15:42
Page: 45

PGM Year: 2022
Project: 0004 - Youth Programs
IDIS Activity: 1351 - Family Connections
Status: Completed 12/31/2022 12:00:00 AM
Location: 11811 Shaker Blvd Ste 220 Cleveland, OH 44120-1927
Objective: Create economic opportunities
Outcome: Availability/accessibility
Matrix Code: Youth Services (05D)
National Objective: LMC

Activity to prevent, prepare for, and respond to Coronavirus: No

Initial Funding Date: 11/30/2022

Description:

Family Connections operates the "Family School Connections" program for pre-kindergarten children and their families to help prepare them for school.

Financing

| | Fund Type | Grant Year | Grant | Funded Amount | Drawn In Program Year | Drawn Thru Program Year |
|-------|-----------|------------|-------------|---------------|-----------------------|-------------------------|
| CDBG | EN | 2021 | B21MC390005 | \$25,000.00 | \$25,000.00 | \$25,000.00 |
| Total | Total | | | \$25,000.00 | \$25,000.00 | \$25,000.00 |

Proposed Accomplishments

People (General) : 19

Actual Accomplishments

Number assisted:

| | Owner | | Renter | | Total | | Person | |
|--|-------|----------|--------|----------|-------|----------|--------|----------|
| | Total | Hispanic | Total | Hispanic | Total | Hispanic | Total | Hispanic |
| White: | 0 | 0 | 0 | 0 | 0 | 0 | 35 | 3 |
| Black/African American: | 0 | 0 | 0 | 0 | 0 | 0 | 48 | 0 |
| Asian: | 0 | 0 | 0 | 0 | 0 | 0 | 2 | 0 |
| American Indian/Alaskan Native: | 0 | 0 | 0 | 0 | 0 | 0 | 0 | 0 |
| Native Hawaiian/Other Pacific Islander: | 0 | 0 | 0 | 0 | 0 | 0 | 0 | 0 |
| American Indian/Alaskan Native & White: | 0 | 0 | 0 | 0 | 0 | 0 | 0 | 0 |
| Asian White: | 0 | 0 | 0 | 0 | 0 | 0 | 0 | 0 |
| Black/African American & White: | 0 | 0 | 0 | 0 | 0 | 0 | 0 | 0 |
| American Indian/Alaskan Native & Black/African American: | 0 | 0 | 0 | 0 | 0 | 0 | 0 | 0 |
| Other multi-racial: | 0 | 0 | 0 | 0 | 0 | 0 | 14 | 0 |
| Asian/Pacific Islander: | 0 | 0 | 0 | 0 | 0 | 0 | 0 | 0 |
| Hispanic: | 0 | 0 | 0 | 0 | 0 | 0 | 0 | 0 |
| Total: | 0 | 0 | 0 | 0 | 0 | 0 | 99 | 3 |

PR03 - CLEVELAND HEIGHTS

Page: 45 of 98



U.S. Department of Housing and Urban Development
Office of Community Planning and Development
Integrated Disbursement and Information System
CDBG Activity Summary Report (GPR) for Program Year 2022
CLEVELAND HEIGHTS

Date: 15-Mar-2023
Time: 15:42
Page: 46

| | | | | | | |
|---------------------------|-------|--------|-------|--------|---|---|
| Female-headed Households: | | | | 0 | 0 | 0 |
| Income Category: | Owner | Renter | Total | Person | | |
| Extremely Low | 0 | 0 | 0 | 0 | | |
| Low Mod | 0 | 0 | 0 | 0 | | |
| Moderate | 0 | 0 | 0 | 52 | | |
| Non Low Moderate | 0 | 0 | 0 | 47 | | |
| Total | 0 | 0 | 0 | 99 | | |
| Percent Low/Mod | | | | 52.5% | | |

Annual Accomplishments

| Years | Accomplishment Narrative | # Benefiting |
|-------|--|--------------|
| 2022 | In 2022, Family Connections' Family School Connection Program assisted 99 families with school readiness and literacy instruction. | |

OK



U.S. Department of Housing and Urban Development
Office of Community Planning and Development
Integrated Disbursement and Information System
CDBG Activity Summary Report (GPR) for Program Year 2022
CLEVELAND HEIGHTS

Date: 15-Mar-2023
Time: 15:42
Page: 47

PGM Year: 2022
Project: 0004 - Youth Programs
IDIS Activity: 1352 - Family Connections - Parent Cafe
Status: Completed 12/31/2022 12:00:00 AM
Location: 11811 Shaker Blvd Ste 220 Cleveland, OH 44120-1927
Objective: Create economic opportunities
Outcome: Availability/accessibility
Matrix Code: Youth Services (05D)
National Objective: LMC

Activity to prevent, prepare for, and respond to Coronavirus: No

Initial Funding Date: 11/30/2022

Description:

A Parent Cafe is a gathering of parents, for parents and by parents.

It is a parent education experience designed to create opportunities for parents to connect, share and learn from each other in a space that appreciates that all parents have something to offer and have all that they need.

Parent Cafes are driven by the knowledge that parents can, must and do tap into their wisdom and resources in order to strengthen their own families.

Financing

| | Fund Type | Grant Year | Grant | Funded Amount | Drawn In Program Year | Drawn Thru Program Year |
|-------|-----------|------------|-------------|---------------|-----------------------|-------------------------|
| CDBG | EN | 2021 | B21MC390005 | \$5,000.00 | \$5,000.00 | \$5,000.00 |
| Total | Total | | | \$5,000.00 | \$5,000.00 | \$5,000.00 |

Proposed Accomplishments

People (General) : 14

Actual Accomplishments

Number assisted:

| | Owner | | Renter | | Total | | Person | |
|--|-------|----------|--------|----------|-------|----------|--------|----------|
| | Total | Hispanic | Total | Hispanic | Total | Hispanic | Total | Hispanic |
| White: | 0 | 0 | 0 | 0 | 0 | 0 | 14 | 1 |
| Black/African American: | 0 | 0 | 0 | 0 | 0 | 0 | 20 | 0 |
| Asian: | 0 | 0 | 0 | 0 | 0 | 0 | 0 | 0 |
| American Indian/Alaskan Native: | 0 | 0 | 0 | 0 | 0 | 0 | 0 | 0 |
| Native Hawaiian/Other Pacific Islander: | 0 | 0 | 0 | 0 | 0 | 0 | 0 | 0 |
| American Indian/Alaskan Native & White: | 0 | 0 | 0 | 0 | 0 | 0 | 0 | 0 |
| Asian White: | 0 | 0 | 0 | 0 | 0 | 0 | 0 | 0 |
| Black/African American & White: | 0 | 0 | 0 | 0 | 0 | 0 | 0 | 0 |
| American Indian/Alaskan Native & Black/African American: | 0 | 0 | 0 | 0 | 0 | 0 | 0 | 0 |
| Other multi-racial: | 0 | 0 | 0 | 0 | 0 | 0 | 6 | 0 |
| Asian/Pacific Islander: | 0 | 0 | 0 | 0 | 0 | 0 | 0 | 0 |

PR03 - CLEVELAND HEIGHTS

Page: 47 of 98



U.S. Department of Housing and Urban Development
Office of Community Planning and Development
Integrated Disbursement and Information System
CDBG Activity Summary Report (GPR) for Program Year 2022
CLEVELAND HEIGHTS

Date: 15-Mar-2023
Time: 15:42
Page: 48

| | | | | | | | | |
|---------------------------|-------|--------|-------|--------|---|---|----|---|
| Hispanic: | 0 | 0 | 0 | 0 | 0 | 0 | 0 | 0 |
| Total: | 0 | 0 | 0 | 0 | 0 | 0 | 40 | 1 |
| Female-headed Households: | 0 | | 0 | | 0 | | | |
| Income Category: | Owner | Renter | Total | Person | | | | |
| Extremely Low | 0 | 0 | 0 | 0 | | | | |
| Low Mod | 0 | 0 | 0 | 0 | | | | |
| Moderate | 0 | 0 | 0 | 21 | | | | |
| Non Low Moderate | 0 | 0 | 0 | 19 | | | | |
| Total | 0 | 0 | 0 | 40 | | | | |
| Percent Low/Mod | | | | 52.5% | | | | |

Annual Accomplishments

| Years | Accomplishment Narrative | # Benefitting |
|-------|---|---------------|
| 2022 | In 2022, Family Connections' Parent Cafe assisted 40 parents through facilitated peer-to-peer mentorship and support. | |

DR



U.S. Department of Housing and Urban Development
Office of Community Planning and Development
Integrated Disbursement and Information System
CDBG Activity Summary Report (GPR) for Program Year 2022
CLEVELAND HEIGHTS

Date: 15-Mar-2023
Time: 15:42
Page: 49

PGM Year: 2022
Project: 0004 - Youth Programs
IDIS Activity: 1353 - Open Doors Academy - Middle School
Status: Completed 12/31/2022 12:00:00 AM
Location: 1427 E 36th St Ste 4206A Cleveland, OH 44114-4170
Objective: Create economic opportunities
Outcome: Availability/accessibility
Matrix Code: Youth Services (05D)
National Objective: LMC

Activity to prevent, prepare for, and respond to Coronavirus: No

Initial Funding Date: 11/30/2022

Description:

Open Doors Academy - an after school and summer scholastic enrichment program for middle school youth.

Financing

| | Fund Type | Grant Year | Grant | Funded Amount | Drawn In Program Year | Drawn Thru Program Year |
|-------|-----------|------------|-------------|---------------|-----------------------|-------------------------|
| CDBG | EN | 2020 | B20MC390005 | \$4,000.00 | \$4,000.00 | \$4,000.00 |
| | | 2021 | B21MC390005 | \$6,250.00 | \$6,250.00 | \$6,250.00 |
| Total | Total | | | \$10,250.00 | \$10,250.00 | \$10,250.00 |

Proposed Accomplishments

People (General) : 70

Actual Accomplishments

Number assisted:

| | Owner | | Renter | | Total | | Person | |
|--|-------|----------|--------|----------|-------|----------|--------|----------|
| | Total | Hispanic | Total | Hispanic | Total | Hispanic | Total | Hispanic |
| White: | 0 | 0 | 0 | 0 | 0 | 0 | 7 | 0 |
| Black/African American: | 0 | 0 | 0 | 0 | 0 | 0 | 188 | 0 |
| Asian: | 0 | 0 | 0 | 0 | 0 | 0 | 6 | 0 |
| American Indian/Alaskan Native: | 0 | 0 | 0 | 0 | 0 | 0 | 0 | 0 |
| Native Hawaiian/Other Pacific Islander: | 0 | 0 | 0 | 0 | 0 | 0 | 0 | 0 |
| American Indian/Alaskan Native & White: | 0 | 0 | 0 | 0 | 0 | 0 | 0 | 0 |
| Asian White: | 0 | 0 | 0 | 0 | 0 | 0 | 0 | 0 |
| Black/African American & White: | 0 | 0 | 0 | 0 | 0 | 0 | 0 | 0 |
| American Indian/Alaskan Native & Black/African American: | 0 | 0 | 0 | 0 | 0 | 0 | 0 | 0 |
| Other multi-racial: | 0 | 0 | 0 | 0 | 0 | 0 | 13 | 1 |
| Asian/Pacific Islander: | 0 | 0 | 0 | 0 | 0 | 0 | 0 | 0 |
| Hispanic: | 0 | 0 | 0 | 0 | 0 | 0 | 0 | 0 |

PR03 - CLEVELAND HEIGHTS

Page: 49 of 98



U.S. Department of Housing and Urban Development
Office of Community Planning and Development
Integrated Disbursement and Information System
CDBG Activity Summary Report (GPR) for Program Year 2022
CLEVELAND HEIGHTS

Date: 15-Mar-2023
Time: 15:42
Page: 50

| | | | | | | | | |
|---------------------------|-------|--------|-------|---|--------|---|-----|---|
| Total: | 0 | 0 | 0 | 0 | 0 | 0 | 214 | 1 |
| Female-headed Households: | 0 | | 0 | | 0 | | | |
| Income Category: | Owner | Renter | Total | | Person | | | |
| Extremely Low | 0 | 0 | 0 | | 91 | | | |
| Low Mod | 0 | 0 | 0 | | 50 | | | |
| Moderate | 0 | 0 | 0 | | 45 | | | |
| Non Low Moderate | 0 | 0 | 0 | | 28 | | | |
| Total | 0 | 0 | 0 | | 214 | | | |
| Percent Low/Mod | | | | | 86.9% | | | |

Annual Accomplishments

| Years | Accomplishment Narrative | # Benefiting |
|-------|---|--------------|
| 2022 | In 2022 the Open Doors Academy's Middle School Program assisted 214 unique students with after-school learning enrichment. Of these students, 122 were from female headed households. | |

DR



U.S. Department of Housing and Urban Development
Office of Community Planning and Development
Integrated Disbursement and Information System
CDBG Activity Summary Report (GPR) for Program Year 2022
CLEVELAND HEIGHTS

Date: 15-Mar-2023
Time: 15:42
Page: 51

PGM Year: 2022
Project: 0004 - Youth Programs
IDIS Activity: 1354 - Open Doors Academy - High School
Status: Completed 12/31/2022 12:00:00 AM
Location: 1427 E 36th St Ste 4206A Suite 4206A Cleveland, OH 44114-4170
Objective: Provide decent affordable housing
Outcome: Affordability
Matrix Code: Youth Services (05D)
National Objective: LMC

Activity to prevent, prepare for, and respond to Coronavirus: No

Initial Funding Date: 11/30/2022

Description:

Open Doors Academy - an after school and summer scholastic enrichment program for High school youth.

Financing

| | Fund Type | Grant Year | Grant | Funded Amount | Drawn In Program Year | Drawn Thru Program Year |
|-------|-----------|------------|-------------|---------------|-----------------------|-------------------------|
| CDBG | EN | 2021 | B21MC390005 | \$11,250.00 | \$11,250.00 | \$11,250.00 |
| | | 2022 | B22MC390005 | \$250.00 | \$250.00 | \$250.00 |
| Total | Total | | | \$11,500.00 | \$11,500.00 | \$11,500.00 |

Proposed Accomplishments

People (General) : 22

Actual Accomplishments

Number assisted:

| | Owner | | Renter | | Total | | Person | |
|--|-------|----------|--------|----------|-------|----------|--------|----------|
| | Total | Hispanic | Total | Hispanic | Total | Hispanic | Total | Hispanic |
| White: | 0 | 0 | 0 | 0 | 0 | 0 | 0 | 0 |
| Black/African American: | 0 | 0 | 0 | 0 | 0 | 0 | 95 | 0 |
| Asian: | 0 | 0 | 0 | 0 | 0 | 0 | 0 | 0 |
| American Indian/Alaskan Native: | 0 | 0 | 0 | 0 | 0 | 0 | 0 | 0 |
| Native Hawaiian/Other Pacific Islander: | 0 | 0 | 0 | 0 | 0 | 0 | 0 | 0 |
| American Indian/Alaskan Native & White: | 0 | 0 | 0 | 0 | 0 | 0 | 0 | 0 |
| Asian White: | 0 | 0 | 0 | 0 | 0 | 0 | 0 | 0 |
| Black/African American & White: | 0 | 0 | 0 | 0 | 0 | 0 | 0 | 0 |
| American Indian/Alaskan Native & Black/African American: | 0 | 0 | 0 | 0 | 0 | 0 | 0 | 0 |
| Other multi-racial: | 0 | 0 | 0 | 0 | 0 | 0 | 8 | 1 |
| Asian/Pacific Islander: | 0 | 0 | 0 | 0 | 0 | 0 | 0 | 0 |
| Hispanic: | 0 | 0 | 0 | 0 | 0 | 0 | 0 | 0 |

PR03 - CLEVELAND HEIGHTS

Page: 51 of 98



U.S. Department of Housing and Urban Development
Office of Community Planning and Development
Integrated Disbursement and Information System
CDBG Activity Summary Report (GPR) for Program Year 2022
CLEVELAND HEIGHTS

Date: 15-Mar-2023
Time: 15:42
Page: 52

| | | | | | | | | |
|---------------------------|-------|--------|-------|--------|---|---|-----|---|
| Total: | 0 | 0 | 0 | 0 | 0 | 0 | 103 | 1 |
| Female-headed Households: | 0 | | 0 | | 0 | | | |
| Income Category: | Owner | Renter | Total | Person | | | | |
| Extremely Low | 0 | 0 | 0 | 24 | | | | |
| Low Mod | 0 | 0 | 0 | 26 | | | | |
| Moderate | 0 | 0 | 0 | 20 | | | | |
| Non Low Moderate | 0 | 0 | 0 | 33 | | | | |
| Total | 0 | 0 | 0 | 103 | | | | |
| Percent Low/Mod | | | | 68.0% | | | | |

Annual Accomplishments

| Years | Accomplishment Narrative | # Benefiting |
|-------|--|--------------|
| 2022 | In 2022, the Open Doors Academy's High School Programming assisted 103 unique students with after school learning enrichment and post graduation planning assistance. 92 of these students were from female headed households. | |

OPEN DOORS



U.S. Department of Housing and Urban Development
Office of Community Planning and Development
Integrated Disbursement and Information System
CDBG Activity Summary Report (GPR) for Program Year 2022
CLEVELAND HEIGHTS

Date: 15-Mar-2023
Time: 15:42
Page: 53

PGM Year: 2022
Project: 0004 - Youth Programs
IDIS Activity: 1355 - Lake Erie Ink
Status: Completed 12/31/2022 12:00:00 AM
Location: 2843 Washington Blvd Cleveland Heights, OH 44118-2009
Objective: Create economic opportunities
Outcome: Availability/accessibility
Matrix Code: Youth Services (05D)
National Objective: LMC

Activity to prevent, prepare for, and respond to Coronavirus: No

Initial Funding Date: 11/30/2022

Description:

Lake Erie Ink - an after school activity which provides creative expression opportunities and academic support for elementary and middle school children.

Financing

| | Fund Type | Grant Year | Grant | Funded Amount | Drawn In Program Year | Drawn Thru Program Year |
|-------|-----------|------------|-------------|---------------|-----------------------|-------------------------|
| CDBG | EN | 2019 | B19MC390005 | \$3,855.75 | \$3,855.75 | \$3,855.75 |
| | | 2020 | B20MC390005 | \$309.25 | \$309.25 | \$309.25 |
| Total | Total | | | \$4,165.00 | \$4,165.00 | \$4,165.00 |

Proposed Accomplishments

People (General) : 30

Actual Accomplishments

Number assisted:

| | Owner | | Renter | | Total | | Person | |
|--|-------|----------|--------|----------|-------|----------|--------|----------|
| | Total | Hispanic | Total | Hispanic | Total | Hispanic | Total | Hispanic |
| White: | 0 | 0 | 0 | 0 | 0 | 0 | 6 | 0 |
| Black/African American: | 0 | 0 | 0 | 0 | 0 | 0 | 28 | 0 |
| Asian: | 0 | 0 | 0 | 0 | 0 | 0 | 0 | 0 |
| American Indian/Alaskan Native: | 0 | 0 | 0 | 0 | 0 | 0 | 0 | 0 |
| Native Hawaiian/Other Pacific Islander: | 0 | 0 | 0 | 0 | 0 | 0 | 0 | 0 |
| American Indian/Alaskan Native & White: | 0 | 0 | 0 | 0 | 0 | 0 | 0 | 0 |
| Asian White: | 0 | 0 | 0 | 0 | 0 | 0 | 0 | 0 |
| Black/African American & White: | 0 | 0 | 0 | 0 | 0 | 0 | 0 | 0 |
| American Indian/Alaskan Native & Black/African American: | 0 | 0 | 0 | 0 | 0 | 0 | 0 | 0 |
| Other multi-racial: | 0 | 0 | 0 | 0 | 0 | 0 | 4 | 1 |
| Asian/Pacific Islander: | 0 | 0 | 0 | 0 | 0 | 0 | 0 | 0 |
| Hispanic: | 0 | 0 | 0 | 0 | 0 | 0 | 0 | 0 |

PR03 - CLEVELAND HEIGHTS

Page: 53 of 98



U.S. Department of Housing and Urban Development
 Office of Community Planning and Development
 Integrated Disbursement and Information System
 CDBG Activity Summary Report (GPR) for Program Year 2022
 CLEVELAND HEIGHTS

Date: 15-Mar-2023
 Time: 15:42
 Page: 54

| | | | | | | | | |
|---------------------------|-------|--------|-------|---|--------|---|----|---|
| Total: | 0 | 0 | 0 | 0 | 0 | 0 | 38 | 1 |
| Female-headed Households: | 0 | | 0 | | 0 | | | |
| Income Category: | Owner | Renter | Total | | Person | | | |
| Extremely Low | 0 | 0 | 0 | | 12 | | | |
| Low Mod | 0 | 0 | 0 | | 7 | | | |
| Moderate | 0 | 0 | 0 | | 11 | | | |
| Non Low Moderate | 0 | 0 | 0 | | 8 | | | |
| Total | 0 | 0 | 0 | | 38 | | | |
| Percent Low/Mod | | | | | 78.9% | | | |

Annual Accomplishments

| Years | Accomplishment Narrative | # Benefiting |
|-------|--|--------------|
| 2022 | In 2022, Lake Erie Ink assisted 38 unique students 725 times. Of this amount, 24 were from female headed households. | |

DUPLICATE



U.S. Department of Housing and Urban Development
Office of Community Planning and Development
Integrated Disbursement and Information System
CDBG Activity Summary Report (GPR) for Program Year 2022
CLEVELAND HEIGHTS

Date: 15-Mar-2023
Time: 15:42
Page: 55

| | |
|---------------------|--|
| PGM Year: | 2022 |
| Project: | 0005 - Emergency Assistance |
| IDIS Activity: | 1356 - Start Right CDC Food Program |
| Status: | Open |
| Location: | 977 Caledonia Ave Cleveland Heights, OH 44112-2318 |
| Objective: | Create suitable living environments |
| Outcome: | Sustainability |
| Matrix Code: | Food Banks (05W) |
| National Objective: | LMC |

Activity to prevent, prepare for, and respond to Coronavirus: No

Initial Funding Date: 11/30/2022

Description:

As a hunger center, Start Right CDC provides a site for free lunch for children during the summer for 7 weeks and 6 days during the winter break. They also provide food pantry participants a 3-day supply of food (minimum of 9 complete meals) once per month. They receive free or reduced cost items from the Cleveland Food Bank and their income guidelines are restricted by the Ohio Department of Human Services.

Financing

| | Fund Type | Grant Year | Grant | Funded Amount | Drawn In Program Year | Drawn Thru Program Year |
|-------|-----------|------------|-------------|---------------|-----------------------|-------------------------|
| CDBG | EN | 2021 | B21MC390005 | \$6,040.70 | \$6,040.70 | \$6,040.70 |
| | | 2022 | B22MC390005 | \$7,000.00 | \$3,959.30 | \$3,959.30 |
| Total | Total | | | \$13,040.70 | \$10,000.00 | \$10,000.00 |

Proposed Accomplishments

People (General) : 637

Actual Accomplishments

Number assisted:

| | Owner | | Renter | | Total | | Person | |
|--|-------|----------|--------|----------|-------|----------|--------|----------|
| | Total | Hispanic | Total | Hispanic | Total | Hispanic | Total | Hispanic |
| White: | 0 | 0 | 0 | 0 | 0 | 0 | 0 | 0 |
| Black/African American: | 0 | 0 | 0 | 0 | 0 | 0 | 0 | 0 |
| Asian: | 0 | 0 | 0 | 0 | 0 | 0 | 0 | 0 |
| American Indian/Alaskan Native: | 0 | 0 | 0 | 0 | 0 | 0 | 0 | 0 |
| Native Hawaiian/Other Pacific Islander: | 0 | 0 | 0 | 0 | 0 | 0 | 0 | 0 |
| American Indian/Alaskan Native & White: | 0 | 0 | 0 | 0 | 0 | 0 | 0 | 0 |
| Asian White: | 0 | 0 | 0 | 0 | 0 | 0 | 0 | 0 |
| Black/African American & White: | 0 | 0 | 0 | 0 | 0 | 0 | 0 | 0 |
| American Indian/Alaskan Native & Black/African American: | 0 | 0 | 0 | 0 | 0 | 0 | 0 | 0 |
| Other multi-racial: | 0 | 0 | 0 | 0 | 0 | 0 | 0 | 0 |
| Asian/Pacific Islander: | 0 | 0 | 0 | 0 | 0 | 0 | 0 | 0 |

PR03 - CLEVELAND HEIGHTS

Page: 55 of 98



U.S. Department of Housing and Urban Development
Office of Community Planning and Development
Integrated Disbursement and Information System
CDBG Activity Summary Report (GPR) for Program Year 2022
CLEVELAND HEIGHTS

Date: 15-Mar-2023
Time: 15:42
Page: 56

| | | | | | | | | |
|---------------------------|-------|--------|-------|--------|---|---|---|---|
| Hispanic: | 0 | 0 | 0 | 0 | 0 | 0 | 0 | 0 |
| Total: | 0 | 0 | 0 | 0 | 0 | 0 | 0 | 0 |
| Female-headed Households: | 0 | | 0 | | 0 | | | |
| Income Category: | Owner | Renter | Total | Person | | | | |
| Extremely Low | 0 | 0 | 0 | 0 | | | | |
| Low Mod | 0 | 0 | 0 | 0 | | | | |
| Moderate | 0 | 0 | 0 | 0 | | | | |
| Non Low Moderate | 0 | 0 | 0 | 0 | | | | |
| Total | 0 | 0 | 0 | 0 | | | | |
| Percent Low/Mod | | | | | | | | |

Annual Accomplishments

No data returned for this view. This might be because the applied filter excludes all data.

DR



U.S. Department of Housing and Urban Development
Office of Community Planning and Development
Integrated Disbursement and Information System
CDBG Activity Summary Report (GPR) for Program Year 2022
CLEVELAND HEIGHTS

Date: 15-Mar-2023
Time: 15:42
Page: 57

PGM Year: 2022
Project: 0005 - Emergency Assistance
IDIS Activity: 1357 - Heights Emergency Food Center
Status: Completed 12/31/2022 12:00:00 AM
Location: 3663 Mayfield Rd Cleveland Heights, OH 44121-1733
Objective: Create suitable living environments
Outcome: Sustainability
Matrix Code: Food Banks (05W)
National Objective: LMC

Activity to prevent, prepare for, and respond to Coronavirus: No

Initial Funding Date: 11/30/2022

Description:

Heights Emergency Food Center - provides low- income households with a three-day supply of food one time per month.

Financing

| | Fund Type | Grant Year | Grant | Funded Amount | Drawn In Program Year | Drawn Thru Program Year |
|-------|-----------|------------|-------------|---------------|-----------------------|-------------------------|
| CDBG | EN | 2020 | B20MC390005 | \$674.34 | \$674.34 | \$674.34 |
| | | 2021 | B21MC390005 | \$26,181.34 | \$26,181.34 | \$26,181.34 |
| Total | Total | | | \$26,855.68 | \$26,855.68 | \$26,855.68 |

Proposed Accomplishments

People (General) : 3,000

Actual Accomplishments

Number assisted:

| | Owner | | Renter | | Total | | Person | |
|--|-------|----------|--------|----------|-------|----------|--------|----------|
| | Total | Hispanic | Total | Hispanic | Total | Hispanic | Total | Hispanic |
| White: | 0 | 0 | 0 | 0 | 0 | 0 | 988 | 65 |
| Black/African American: | 0 | 0 | 0 | 0 | 0 | 0 | 3,653 | 52 |
| Asian: | 0 | 0 | 0 | 0 | 0 | 0 | 114 | 0 |
| American Indian/Alaskan Native: | 0 | 0 | 0 | 0 | 0 | 0 | 60 | 0 |
| Native Hawaiian/Other Pacific Islander: | 0 | 0 | 0 | 0 | 0 | 0 | 0 | 0 |
| American Indian/Alaskan Native & White: | 0 | 0 | 0 | 0 | 0 | 0 | 0 | 0 |
| Asian White: | 0 | 0 | 0 | 0 | 0 | 0 | 0 | 0 |
| Black/African American & White: | 0 | 0 | 0 | 0 | 0 | 0 | 0 | 0 |
| American Indian/Alaskan Native & Black/African American: | 0 | 0 | 0 | 0 | 0 | 0 | 0 | 0 |
| Other multi-racial: | 0 | 0 | 0 | 0 | 0 | 0 | 345 | 12 |
| Asian/Pacific Islander: | 0 | 0 | 0 | 0 | 0 | 0 | 0 | 0 |
| Hispanic: | 0 | 0 | 0 | 0 | 0 | 0 | 0 | 0 |

PR03 - CLEVELAND HEIGHTS

Page: 57 of 98



U.S. Department of Housing and Urban Development
Office of Community Planning and Development
Integrated Disbursement and Information System
CDBG Activity Summary Report (GPR) for Program Year 2022
CLEVELAND HEIGHTS

Date: 15-Mar-2023
Time: 15:42
Page: 58

| | | | | | | | | |
|---------------------------|-------|--------|-------|--------|---|---|-------|-----|
| Total: | 0 | 0 | 0 | 0 | 0 | 0 | 5,160 | 129 |
| Female-headed Households: | 0 | | 0 | | 0 | | | |
| Income Category: | Owner | Renter | Total | Person | | | | |
| Extremely Low | 0 | 0 | 0 | 5,160 | | | | |
| Low Mod | 0 | 0 | 0 | 0 | | | | |
| Moderate | 0 | 0 | 0 | 0 | | | | |
| Non Low Moderate | 0 | 0 | 0 | 0 | | | | |
| Total | 0 | 0 | 0 | 5,160 | | | | |
| Percent Low/Mod | | | | 100.0% | | | | |

Annual Accomplishments

| Years | Accomplishment Narrative | # Benefiting |
|-------|---|--------------|
| 2022 | In 2022, the Heights Emergency Food Center assisted 9,985 people, 5,160 of which were Cleveland Heights residents. 532 of the Cleveland Heights residents were disabled and 1,147 were female heads of household. | |

OK



U.S. Department of Housing and Urban Development
Office of Community Planning and Development
Integrated Disbursement and Information System
CDBG Activity Summary Report (GPR) for Program Year 2022
CLEVELAND HEIGHTS

Date: 15-Mar-2023
Time: 15:42
Page: 59

PGM Year: 2022
Project: 0005 - Emergency Assistance
IDIS Activity: 1358 - Geshher
Status: Completed 12/31/2022 12:00:00 AM
Location: 1481 Warrensville Center Rd South Euclid, OH 44121-2655
Objective: Create suitable living environments
Outcome: Availability/accessibility
Matrix Code: Other Public Services Not Listed in 05A-05Y, 03T (05Z)
National Objective: LMC

Activity to prevent, prepare for, and respond to Coronavirus: No

Initial Funding Date: 11/30/2022

Description:

Geshher - provides low- and moderate-income families with information about local, state and federal benefits for which they are eligible.

Financing

| | Fund Type | Grant Year | Grant | Funded Amount | Drawn In Program Year | Drawn Thru Program Year |
|-------|-----------|------------|-------------|---------------|-----------------------|-------------------------|
| CDBG | EN | 2021 | B21MC390005 | \$5,833.32 | \$5,833.32 | \$5,833.32 |
| Total | Total | | | \$5,833.32 | \$5,833.32 | \$5,833.32 |

Proposed Accomplishments

People (General) : 172

Actual Accomplishments

Number assisted:

| | Owner | | Renter | | Total | | Person | |
|--|-------|----------|--------|----------|-------|----------|--------|----------|
| | Total | Hispanic | Total | Hispanic | Total | Hispanic | Total | Hispanic |
| White: | 0 | 0 | 0 | 0 | 0 | 0 | 228 | 1 |
| Black/African American: | 0 | 0 | 0 | 0 | 0 | 0 | 1 | 0 |
| Asian: | 0 | 0 | 0 | 0 | 0 | 0 | 0 | 0 |
| American Indian/Alaskan Native: | 0 | 0 | 0 | 0 | 0 | 0 | 0 | 0 |
| Native Hawaiian/Other Pacific Islander: | 0 | 0 | 0 | 0 | 0 | 0 | 0 | 0 |
| American Indian/Alaskan Native & White: | 0 | 0 | 0 | 0 | 0 | 0 | 0 | 0 |
| Asian White: | 0 | 0 | 0 | 0 | 0 | 0 | 0 | 0 |
| Black/African American & White: | 0 | 0 | 0 | 0 | 0 | 0 | 0 | 0 |
| American Indian/Alaskan Native & Black/African American: | 0 | 0 | 0 | 0 | 0 | 0 | 0 | 0 |
| Other multi-racial: | 0 | 0 | 0 | 0 | 0 | 0 | 0 | 0 |
| Asian/Pacific Islander: | 0 | 0 | 0 | 0 | 0 | 0 | 0 | 0 |
| Hispanic: | 0 | 0 | 0 | 0 | 0 | 0 | 0 | 0 |
| Total: | 0 | 0 | 0 | 0 | 0 | 0 | 229 | 1 |

PR03 - CLEVELAND HEIGHTS

Page: 59 of 98



U.S. Department of Housing and Urban Development
Office of Community Planning and Development
Integrated Disbursement and Information System
CDBG Activity Summary Report (GPR) for Program Year 2022
CLEVELAND HEIGHTS

Date: 15-Mar-2023
Time: 15:42
Page: 60

| | | | | | | |
|---------------------------|-------|--------|-------|---|--------|---|
| Female-headed Households: | | | | 0 | 0 | 0 |
| Income Category: | Owner | Renter | Total | | Person | |
| Extremely Low | 0 | 0 | 0 | | 98 | |
| Low Mod | 0 | 0 | 0 | | 60 | |
| Moderate | 0 | 0 | 0 | | 60 | |
| Non Low Moderate | 0 | 0 | 0 | | 11 | |
| Total | 0 | 0 | 0 | | 229 | |
| Percent Low/Mod | | | | | 95.2% | |

Annual Accomplishments

| Years | Accomplishment Narrative | # Benefitting |
|-------|--|---------------|
| 2022 | In 2022, Agudath Israel of Ohio (dba Gesher) assisted households 1,296 times with access to local, state and federal benefits, charitable programs, job training and employment opportunities. Of the 1,296 units of service, 737 were to resident of Cleveland Heights. This represents 229 unique households being served. | |

DR



U.S. Department of Housing and Urban Development
Office of Community Planning and Development
Integrated Disbursement and Information System
CDBG Activity Summary Report (GPR) for Program Year 2022
CLEVELAND HEIGHTS

Date: 15-Mar-2023
Time: 15:42
Page: 61

PGM Year: 2022
Project: 0004 - Youth Programs
IDIS Activity: 1359 - WAVE Mentoring Program
Status: Completed 12/31/2022 12:00:00 AM
Location: 1 Monticello Blvd Cleveland Heights, OH 44118-1233
Objective: Create economic opportunities
Outcome: Availability/accessibility
Matrix Code: Youth Services (05D)
National Objective: LMC

Activity to prevent, prepare for, and respond to Coronavirus: No

Initial Funding Date: 11/30/2022

Description:

We Are A Village of Efficacy Mentoring Program (W.A.V.E.) provides in-school and out-of-school, interactive, social-emotional based, enrichment sessions geared towards males and females ranging from elementary school (5th grade) to high school (12th grade). The sessions consist of a council where young people are able to express their feelings and thoughts, a hands-on service learning activity to release stress and channel their capacity to learn and work together as a team, as well as a meditation/visualization component that supports them in applying the principles of the sessions to their lives.

Financing

| | Fund Type | Grant Year | Grant | Funded Amount | Drawn In Program Year | Drawn Thru Program Year |
|-------|-----------|------------|-------------|---------------|-----------------------|-------------------------|
| CDBG | EN | 2021 | B21MC390005 | \$1,564.37 | \$1,564.37 | \$1,564.37 |
| | | 2022 | B22MC390005 | \$12,347.48 | \$12,347.48 | \$12,347.48 |
| Total | Total | | | \$13,911.85 | \$13,911.85 | \$13,911.85 |

Proposed Accomplishments

People (General) : 20

Actual Accomplishments

Number assisted:

| | Owner | | Renter | | Total | | Person | |
|--|-------|----------|--------|----------|-------|----------|--------|----------|
| | Total | Hispanic | Total | Hispanic | Total | Hispanic | Total | Hispanic |
| White: | 0 | 0 | 0 | 0 | 0 | 0 | 0 | 0 |
| Black/African American: | 0 | 0 | 0 | 0 | 0 | 0 | 18 | 0 |
| Asian: | 0 | 0 | 0 | 0 | 0 | 0 | 0 | 0 |
| American Indian/Alaskan Native: | 0 | 0 | 0 | 0 | 0 | 0 | 0 | 0 |
| Native Hawaiian/Other Pacific Islander: | 0 | 0 | 0 | 0 | 0 | 0 | 0 | 0 |
| American Indian/Alaskan Native & White: | 0 | 0 | 0 | 0 | 0 | 0 | 0 | 0 |
| Asian White: | 0 | 0 | 0 | 0 | 0 | 0 | 0 | 0 |
| Black/African American & White: | 0 | 0 | 0 | 0 | 0 | 0 | 0 | 0 |
| American Indian/Alaskan Native & Black/African American: | 0 | 0 | 0 | 0 | 0 | 0 | 0 | 0 |
| Other multi-racial: | 0 | 0 | 0 | 0 | 0 | 0 | 1 | 0 |

PR03 - CLEVELAND HEIGHTS

Page: 61 of 98



U.S. Department of Housing and Urban Development
Office of Community Planning and Development
Integrated Disbursement and Information System
CDBG Activity Summary Report (GPR) for Program Year 2022
CLEVELAND HEIGHTS

Date: 15-Mar-2023
Time: 15:42
Page: 62

| | | | | | | | | |
|---------------------------|---|---|---|---|---|---|----|---|
| Asian/Pacific Islander: | 0 | 0 | 0 | 0 | 0 | 0 | 0 | 0 |
| Hispanic: | 0 | 0 | 0 | 0 | 0 | 0 | 0 | 0 |
| Total: | 0 | 0 | 0 | 0 | 0 | 0 | 19 | 0 |
| Female-headed Households: | 0 | | 0 | | 0 | | | |

| | | | | |
|------------------|-------|--------|-------|--------|
| Income Category: | Owner | Renter | Total | Person |
| Extremely Low | 0 | 0 | 0 | 5 |
| Low Mod | 0 | 0 | 0 | 14 |
| Moderate | 0 | 0 | 0 | 0 |
| Non Low Moderate | 0 | 0 | 0 | 0 |
| Total | 0 | 0 | 0 | 19 |
| Percent Low/Mod | | | | 100.0% |

Annual Accomplishments

| Years | Accomplishment Narrative | # Benefitting |
|-------|--|---------------|
| 2022 | In 2022, the WAVE Mentoring Program assisted 19 low-mod teenagers with social/emotional support and service learning activities. | |

DR



U.S. Department of Housing and Urban Development
Office of Community Planning and Development
Integrated Disbursement and Information System
CDBG Activity Summary Report (GPR) for Program Year 2022
CLEVELAND HEIGHTS

Date: 15-Mar-2023
Time: 15:42
Page: 63

| | | | | | |
|----------------|--|--------------|-------------------------------------|---------------------|-----|
| PGM Year: | 2022 | | | | |
| Project: | 0009 - Housing Rehabilitation LMI | | | | |
| IDIS Activity: | 1360 - HRRC Administration | | | | |
| Status: | Completed 12/31/2022 12:00:00 AM | Objective: | Provide decent affordable housing | | |
| Location: | 2520 Noble Rd Cleveland Heights, OH 44121-2133 | Outcome: | Sustainability | | |
| | | Matrix Code: | Rehabilitation Administration (14H) | National Objective: | LMH |

Activity to prevent, prepare for, and respond to Coronavirus: No

Initial Funding Date: 11/30/2022

Description:

This program provides funds for substantial rehabilitation for low- and moderate-income homeowners.

Housing program administration is charged to CDBG for the operation of the CDBG programs listed in the Minor Home Repair and Housing Rehabilitation programs.

Financing

| | Fund Type | Grant Year | Grant | Funded Amount | Drawn In Program Year | Drawn Thru Program Year |
|-------|-----------|------------|-------------|---------------|-----------------------|-------------------------|
| CDBG | EN | 2021 | B21MC390005 | \$81,083.35 | \$81,083.35 | \$81,083.35 |
| | | 2022 | B22MC390005 | \$46,666.60 | \$46,666.60 | \$46,666.60 |
| Total | Total | | | \$127,749.95 | \$127,749.95 | \$127,749.95 |

Proposed Accomplishments

Actual Accomplishments

Number assisted:

| | Owner | | Renter | | Total | | Person | |
|--|-------|----------|--------|----------|-------|----------|--------|----------|
| | Total | Hispanic | Total | Hispanic | Total | Hispanic | Total | Hispanic |
| White: | 0 | 0 | 0 | 0 | 0 | 0 | 0 | 0 |
| Black/African American: | 0 | 0 | 0 | 0 | 0 | 0 | 0 | 0 |
| Asian: | 0 | 0 | 0 | 0 | 0 | 0 | 0 | 0 |
| American Indian/Alaskan Native: | 0 | 0 | 0 | 0 | 0 | 0 | 0 | 0 |
| Native Hawaiian/Other Pacific Islander: | 0 | 0 | 0 | 0 | 0 | 0 | 0 | 0 |
| American Indian/Alaskan Native & White: | 0 | 0 | 0 | 0 | 0 | 0 | 0 | 0 |
| Asian White: | 0 | 0 | 0 | 0 | 0 | 0 | 0 | 0 |
| Black/African American & White: | 0 | 0 | 0 | 0 | 0 | 0 | 0 | 0 |
| American Indian/Alaskan Native & Black/African American: | 0 | 0 | 0 | 0 | 0 | 0 | 0 | 0 |
| Other multi-racial: | 0 | 0 | 0 | 0 | 0 | 0 | 0 | 0 |
| Asian/Pacific Islander: | 0 | 0 | 0 | 0 | 0 | 0 | 0 | 0 |
| Hispanic: | 0 | 0 | 0 | 0 | 0 | 0 | 0 | 0 |

PR03 - CLEVELAND HEIGHTS

Page: 63 of 98

DEVELOPMENT



U.S. Department of Housing and Urban Development
Office of Community Planning and Development
Integrated Disbursement and Information System
CDBG Activity Summary Report (GPR) for Program Year 2022
CLEVELAND HEIGHTS

Date: 15-Mar-2023
Time: 15:42
Page: 64

| | | | | | | | | |
|---------------------------|-------|--------|-------|--------|---|---|---|---|
| Total: | 0 | 0 | 0 | 0 | 0 | 0 | 0 | 0 |
| Female-headed Households: | 0 | | 0 | | 0 | | | |
| Income Category: | Owner | Renter | Total | Person | | | | |
| Extremely Low | 0 | 0 | 0 | 0 | | | | |
| Low Mod | 0 | 0 | 0 | 0 | | | | |
| Moderate | 0 | 0 | 0 | 0 | | | | |
| Non Low Moderate | 0 | 0 | 0 | 0 | | | | |
| Total | 0 | 0 | 0 | 0 | | | | |
| Percent Low/Mod | | | | | | | | |

Annual Accomplishments

| Years | Accomplishment Narrative | # Benefiting |
|-------|---|--------------|
| 2022 | In 2022, the Home Repair Resource Center utilized CDBG funds in order to provide the program delivery for their Senior Home Stability Grant, Assist Incentive Grant, the Assist Deferred Loan Program and the HOME funded Down Payment Assistance Program. This activity includes the administering of loans made in prior years. | |

OK



U.S. Department of Housing and Urban Development
Office of Community Planning and Development
Integrated Disbursement and Information System
CDBG Activity Summary Report (GPR) for Program Year 2022
CLEVELAND HEIGHTS

Date: 15-Mar-2023
Time: 15:42
Page: 65

PGM Year: 2022
Project: 0007 - Housing Counseling
IDIS Activity: 1361 - HRRC Housing Counselor
Status: Completed 12/31/2022 12:00:00 AM
Location: 2520 Noble Rd Cleveland Heights, OH 44121-2133
Objective: Provide decent affordable housing
Outcome: Availability/accessibility
Matrix Code: Housing Counseling only, under 24 CFR 5.100 (05U)
National Objective: LMC

Activity to prevent, prepare for, and respond to Coronavirus: No

Initial Funding Date: 11/30/2022

Description:

CDBG funds will assist the Housing Counseling program of Home Repair Resource Center, a HUD certified counseling agency. It is a service with two purposes: (1) to improve financial literacy by assisting community residents with personal financial issues, such as establishing a workable household budget and understanding refinancing options; and (2) to provide Home Buyer Education to prospective purchasers that will enable them to make wise home buying decisions and become responsible owners who care for and maintain their properties, thereby improving community stability. Both purposes are achieved through individual counseling and group education.

Financing

| | Fund Type | Grant Year | Grant | Funded Amount | Drawn In Program Year | Drawn Thru Program Year |
|-------|-----------|------------|-------------|---------------|-----------------------|-------------------------|
| CDBG | EN | 2021 | B21MC390005 | \$14,607.17 | \$14,607.17 | \$14,607.17 |
| | | 2022 | B22MC390005 | \$8,305.83 | \$8,305.83 | \$8,305.83 |
| Total | Total | | | \$22,913.00 | \$22,913.00 | \$22,913.00 |

Proposed Accomplishments

People (General) : 125

Actual Accomplishments

Number assisted:

| | Owner | | Renter | | Total | | Person | |
|--|-------|----------|--------|----------|-------|----------|--------|----------|
| | Total | Hispanic | Total | Hispanic | Total | Hispanic | Total | Hispanic |
| White: | 0 | 0 | 0 | 0 | 0 | 0 | 86 | 1 |
| Black/African American: | 0 | 0 | 0 | 0 | 0 | 0 | 112 | 2 |
| Asian: | 0 | 0 | 0 | 0 | 0 | 0 | 0 | 0 |
| American Indian/Alaskan Native: | 0 | 0 | 0 | 0 | 0 | 0 | 0 | 0 |
| Native Hawaiian/Other Pacific Islander: | 0 | 0 | 0 | 0 | 0 | 0 | 0 | 0 |
| American Indian/Alaskan Native & White: | 0 | 0 | 0 | 0 | 0 | 0 | 0 | 0 |
| Asian White: | 0 | 0 | 0 | 0 | 0 | 0 | 0 | 0 |
| Black/African American & White: | 0 | 0 | 0 | 0 | 0 | 0 | 0 | 0 |
| American Indian/Alaskan Native & Black/African American: | 0 | 0 | 0 | 0 | 0 | 0 | 0 | 0 |
| Other multi-racial: | 0 | 0 | 0 | 0 | 0 | 0 | 0 | 0 |

PR03 - CLEVELAND HEIGHTS

Page: 65 of 98



U.S. Department of Housing and Urban Development
Office of Community Planning and Development
Integrated Disbursement and Information System
CDBG Activity Summary Report (GPR) for Program Year 2022
CLEVELAND HEIGHTS

Date: 15-Mar-2023
Time: 15:42
Page: 66

| | | | | | | | | |
|---------------------------|---|---|---|---|---|---|-----|---|
| Asian/Pacific Islander: | 0 | 0 | 0 | 0 | 0 | 0 | 0 | 0 |
| Hispanic: | 0 | 0 | 0 | 0 | 0 | 0 | 0 | 0 |
| Total: | 0 | 0 | 0 | 0 | 0 | 0 | 198 | 3 |
| Female-headed Households: | 0 | 0 | 0 | 0 | 0 | 0 | 0 | 0 |

| Income Category: | Owner | Renter | Total | Person |
|------------------|-------|--------|-------|--------|
| Extremely Low | 0 | 0 | 0 | 7 |
| Low Mod | 0 | 0 | 0 | 31 |
| Moderate | 0 | 0 | 0 | 137 |
| Non Low Moderate | 0 | 0 | 0 | 23 |
| Total | 0 | 0 | 0 | 198 |
| Percent Low/Mod | | | | 88.4% |

Annual Accomplishments

| Years | Accomplishment Narrative | # Benefitting |
|-------|--|---------------|
| 2022 | In 2022, the Home Repair Resource Center assisted 167 households with their housing need 198 times. Of those assisted, 88% were from households below 80% AML. 51 households that were assisted had female heads of household. | |

DR



U.S. Department of Housing and Urban Development
Office of Community Planning and Development
Integrated Disbursement and Information System
CDBG Activity Summary Report (GPR) for Program Year 2022
CLEVELAND HEIGHTS

Date: 15-Mar-2023
Time: 15:42
Page: 67

| | | | |
|----------------|----------------------------------|---------------------|--------------------------------------|
| PGM Year: | 2022 | | |
| Project: | 0008 - Minor Home Repairs | | |
| IDIS Activity: | 1362 - HRRC Assist Grants | | |
| Status: | Completed 12/31/2022 12:00:00 AM | Objective: | Provide decent affordable housing |
| Location: | Address Suppressed | Outcome: | Sustainability |
| | | Matrix Code: | Rehab; Single-Unit Residential (14A) |
| | | National Objective: | LMH |

Activity to prevent, prepare for, and respond to Coronavirus: No

Initial Funding Date: 11/30/2022

Description:

This project is one of several programs which will help to improve, maintain and expand owner-occupied housing.

Financing

| | Fund Type | Grant Year | Grant | Funded Amount | Drawn In Program Year | Drawn Thru Program Year |
|-------|-----------|------------|-------------|---------------|-----------------------|-------------------------|
| CDBG | EN | 2020 | B20MC390005 | \$2,939.00 | \$2,939.00 | \$2,939.00 |
| | | 2021 | B21MC390005 | \$2,961.00 | \$2,961.00 | \$2,961.00 |
| Total | Total | | | \$5,900.00 | \$5,900.00 | \$5,900.00 |

Proposed Accomplishments

Housing Units : 6

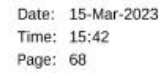
Actual Accomplishments

Number assisted:

| | Owner | | Renter | | Total | | Person | |
|--|-------|----------|--------|----------|-------|----------|--------|----------|
| | Total | Hispanic | Total | Hispanic | Total | Hispanic | Total | Hispanic |
| White: | 2 | 0 | 0 | 0 | 2 | 0 | 0 | 0 |
| Black/African American: | 2 | 0 | 0 | 0 | 2 | 0 | 0 | 0 |
| Asian: | 0 | 0 | 0 | 0 | 0 | 0 | 0 | 0 |
| American Indian/Alaskan Native: | 0 | 0 | 0 | 0 | 0 | 0 | 0 | 0 |
| Native Hawaiian/Other Pacific Islander: | 0 | 0 | 0 | 0 | 0 | 0 | 0 | 0 |
| American Indian/Alaskan Native & White: | 0 | 0 | 0 | 0 | 0 | 0 | 0 | 0 |
| Asian White: | 0 | 0 | 0 | 0 | 0 | 0 | 0 | 0 |
| Black/African American & White: | 0 | 0 | 0 | 0 | 0 | 0 | 0 | 0 |
| American Indian/Alaskan Native & Black/African American: | 0 | 0 | 0 | 0 | 0 | 0 | 0 | 0 |
| Other multi-racial: | 1 | 0 | 0 | 0 | 1 | 0 | 0 | 0 |
| Asian/Pacific Islander: | 0 | 0 | 0 | 0 | 0 | 0 | 0 | 0 |
| Hispanic: | 0 | 0 | 0 | 0 | 0 | 0 | 0 | 0 |

PR03 - CLEVELAND HEIGHTS

Page: 67 of 98





U.S. Department of Housing and Urban Development
Office of Community Planning and Development
Integrated Disbursement and Information System
CDBG Activity Summary Report (GPR) for Program Year 2022
CLEVELAND HEIGHTS

Date: 15-Mar-2023
Time: 15:42
Page: 69

PGM Year: 2022
Project: 0008 - Minor Home Repairs
IDIS Activity: 1363 - HRRC Senior Home Stability Grant
Status: Completed 12/31/2022 12:00:00 AM
Location: Address Suppressed
Objective: Provide decent affordable housing
Outcome: Sustainability
Matrix Code: Rehab; Single-Unit Residential (14A)
National Objective: LMH

Activity to prevent, prepare for, and respond to Coronavirus: No

Initial Funding Date: 11/30/2022

Description:

Senior Home Stability Grant (HRRC) -provides grant funds for up to \$1000 to assist senior homeowners with the repairs to their home that, if not repaired, may lead to health and safety issues in their homes

Financing

| | Fund Type | Grant Year | Grant | Funded Amount | Drawn In Program Year | Drawn Thru Program Year |
|-------|-----------|------------|-------------|---------------|-----------------------|-------------------------|
| CDBG | EN | 2020 | B20MC390005 | \$1,500.00 | \$1,500.00 | \$1,500.00 |
| Total | Total | | | \$1,500.00 | \$1,500.00 | \$1,500.00 |

Proposed Accomplishments

Housing Units : 6

Actual Accomplishments

Number assisted:

| | Owner | | Renter | | Total | | Person | |
|--|-------|----------|--------|----------|-------|----------|--------|----------|
| | Total | Hispanic | Total | Hispanic | Total | Hispanic | Total | Hispanic |
| White: | 0 | 0 | 0 | 0 | 0 | 0 | 0 | 0 |
| Black/African American: | 1 | 0 | 0 | 0 | 1 | 0 | 0 | 0 |
| Asian: | 0 | 0 | 0 | 0 | 0 | 0 | 0 | 0 |
| American Indian/Alaskan Native: | 0 | 0 | 0 | 0 | 0 | 0 | 0 | 0 |
| Native Hawaiian/Other Pacific Islander: | 0 | 0 | 0 | 0 | 0 | 0 | 0 | 0 |
| American Indian/Alaskan Native & White: | 0 | 0 | 0 | 0 | 0 | 0 | 0 | 0 |
| Asian White: | 0 | 0 | 0 | 0 | 0 | 0 | 0 | 0 |
| Black/African American & White: | 0 | 0 | 0 | 0 | 0 | 0 | 0 | 0 |
| American Indian/Alaskan Native & Black/African American: | 0 | 0 | 0 | 0 | 0 | 0 | 0 | 0 |
| Other multi-racial: | 0 | 0 | 0 | 0 | 0 | 0 | 0 | 0 |
| Asian/Pacific Islander: | 0 | 0 | 0 | 0 | 0 | 0 | 0 | 0 |
| Hispanic: | 0 | 0 | 0 | 0 | 0 | 0 | 0 | 0 |

PR03 - CLEVELAND HEIGHTS

Page: 69 of 98

DR



U.S. Department of Housing and Urban Development
Office of Community Planning and Development
Integrated Disbursement and Information System
CDBG Activity Summary Report (GPR) for Program Year 2022
CLEVELAND HEIGHTS

Date: 15-Mar-2023
Time: 15:42
Page: 70

Total: 1 0 0 0 1 0 0 0

Female-headed Households: 0 0 0

| Income Category: | Owner | Renter | Total | Person |
|------------------|--------|--------|--------|--------|
| Extremely Low | 0 | 0 | 0 | 0 |
| Low Mod | 1 | 0 | 1 | 0 |
| Moderate | 0 | 0 | 0 | 0 |
| Non Low Moderate | 0 | 0 | 0 | 0 |
| Total | 1 | 0 | 1 | 0 |
| Percent Low/Mod | 100.0% | | 100.0% | |

Annual Accomplishments

| Years | Accomplishment Narrative | # Benefiting |
|-------|---|--------------|
| 2022 | In 2022, the Home Repair Resource Center (HRRC) assisted 1 elderly homeowner with an emergency roof repair. | |

OK



U.S. Department of Housing and Urban Development
Office of Community Planning and Development
Integrated Disbursement and Information System
CDBG Activity Summary Report (GPR) for Program Year 2022
CLEVELAND HEIGHTS

Date: 15-Mar-2023
Time: 15:42
Page: 71

| | | | | | |
|----------------|---|--------------|-------------------------------------|---------------------|-----|
| PGM Year: | 2022 | | | | |
| Project: | 0011 - Housing Rehabilitation S/B | | | | |
| IDIS Activity: | 1364 - HPO Administration S/B | | | | |
| Status: | Completed 12/31/2022 12:00:00 AM | Objective: | Create suitable living environments | | |
| Location: | 40 Severance Cir Cleveland Heights, OH 44118-1501 | Outcome: | Sustainability | | |
| | | Matrix Code: | Rehabilitation Administration (14H) | National Objective: | SBS |

Activity to prevent, prepare for, and respond to Coronavirus: No

Initial Funding Date: 11/30/2022

Description:

The Nuisance Abatement Program addresses blighted properties within the City. CDBG funds also contribute to the administration of the Nuisance Abatement Program. Properties that are in a state of serious disrepair and causing a blighting influence on the neighborhood are evaluated by staff to determine if they are able to be rehabbed or there is a need for demolition. In addition, funds are used on an emergency basis to secure properties that may cause unsafe conditions for the neighborhood.

Financing

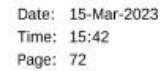
| | Fund Type | Grant Year | Grant | Funded Amount | Drawn In Program Year | Drawn Thru Program Year |
|-------|-----------|------------|-------------|---------------|-----------------------|-------------------------|
| CDBG | EN | 2019 | B19MC390005 | \$729.90 | \$729.90 | \$729.90 |
| | | 2021 | B21MC390005 | \$8,218.09 | \$8,218.09 | \$8,218.09 |
| | | 2022 | B22MC390005 | \$78,623.28 | \$78,623.28 | \$78,623.28 |
| Total | Total | | | \$87,571.27 | \$87,571.27 | \$87,571.27 |

Proposed Accomplishments

Annual Accomplishments

| Years | Accomplishment Narrative | # Benefitting |
|-------|---|---------------|
| 2022 | In 2022, the HPO Administration S/B activity funded the program delivery of the Nuisance Abatement Program. | |

DR



Page: 72 of 98



U.S. Department of Housing and Urban Development
Office of Community Planning and Development
Integrated Disbursement and Information System
CDBG Activity Summary Report (GPR) for Program Year 2022
CLEVELAND HEIGHTS

Date: 15-Mar-2023
Time: 15:42
Page: 73

Total: 0 0 0 0 0 0 0 0

Female-headed Households: 0 0 0

| Income Category: | Owner | Renter | Total | Person |
|------------------|-------|--------|-------|--------|
| Extremely Low | 0 | 0 | 0 | 0 |
| Low Mod | 0 | 0 | 0 | 0 |
| Moderate | 0 | 0 | 0 | 0 |
| Non Low Moderate | 0 | 0 | 0 | 0 |
| Total | 0 | 0 | 0 | 0 |
| Percent Low/Mod | | | | |

Annual Accomplishments

| Years | Accomplishment Narrative | # Benefitting |
|-------|--|---------------|
| 2022 | In 2022, the HPO Administration LMI activity funded the program delivery of the Exterior Paint Program, Violation Repair Program for Seniors, the Strategic Home Repair Program, the Short Term Deferred Loan Program and the HOME funded Deferred Loan Program and Down Payment Assistance. | |

OK



U.S. Department of Housing and Urban Development
Office of Community Planning and Development
Integrated Disbursement and Information System
CDBG Activity Summary Report (GPR) for Program Year 2022
CLEVELAND HEIGHTS

Date: 15-Mar-2023
Time: 15:42
Page: 74

| | | | | | |
|----------------|-----------------------------------|--------------|--------------------------------------|---------------------|-----|
| PGM Year: | 2022 | | | | |
| Project: | 0008 - Minor Home Repairs | | | | |
| IDIS Activity: | 1366 - HPO Exterior Paint Program | | | | |
| Status: | Completed 12/31/2022 12:00:00 AM | Objective: | Provide decent affordable housing | | |
| Location: | Address Suppressed | Outcome: | Sustainability | | |
| | | Matrix Code: | Rehab; Single-Unit Residential (14A) | National Objective: | LMH |

Activity to prevent, prepare for, and respond to Coronavirus: No

Initial Funding Date: 11/30/2022

Description:

Exterior Paint - provides senior or permanently disabled low- and moderate-income homeowners with a grant of up to \$3,500 for labor and paint.

Financing

| | Fund Type | Grant Year | Grant | Funded Amount | Drawn In Program Year | Drawn Thru Program Year |
|-------|-----------|------------|-------------|---------------|-----------------------|-------------------------|
| CDBG | EN | 2017 | B17MC390005 | \$2,544.00 | \$2,544.00 | \$2,544.00 |
| | | 2021 | B21MC390005 | \$23,306.25 | \$23,306.25 | \$23,306.25 |
| | | 2022 | B22MC390005 | \$59,999.75 | \$59,999.75 | \$59,999.75 |
| Total | Total | | | \$85,850.00 | \$85,850.00 | \$85,850.00 |

Proposed Accomplishments

Housing Units : 24

Actual Accomplishments

Number assisted:

| | Owner | | Renter | | Total | | Person | |
|--|-------|----------|--------|----------|-------|----------|--------|----------|
| | Total | Hispanic | Total | Hispanic | Total | Hispanic | Total | Hispanic |
| White: | 5 | 0 | 0 | 0 | 5 | 0 | 0 | 0 |
| Black/African American: | 16 | 0 | 0 | 0 | 16 | 0 | 0 | 0 |
| Asian: | 0 | 0 | 0 | 0 | 0 | 0 | 0 | 0 |
| American Indian/Alaskan Native: | 0 | 0 | 0 | 0 | 0 | 0 | 0 | 0 |
| Native Hawaiian/Other Pacific Islander: | 0 | 0 | 0 | 0 | 0 | 0 | 0 | 0 |
| American Indian/Alaskan Native & White: | 0 | 0 | 0 | 0 | 0 | 0 | 0 | 0 |
| Asian White: | 0 | 0 | 0 | 0 | 0 | 0 | 0 | 0 |
| Black/African American & White: | 1 | 0 | 0 | 0 | 1 | 0 | 0 | 0 |
| American Indian/Alaskan Native & Black/African American: | 0 | 0 | 0 | 0 | 0 | 0 | 0 | 0 |
| Other multi-racial: | 0 | 0 | 0 | 0 | 0 | 0 | 0 | 0 |
| Asian/Pacific Islander: | 0 | 0 | 0 | 0 | 0 | 0 | 0 | 0 |

PR03 - CLEVELAND HEIGHTS

Page: 74 of 98

DEVELOPMENT



U.S. Department of Housing and Urban Development
Office of Community Planning and Development
Integrated Disbursement and Information System
CDBG Activity Summary Report (GPR) for Program Year 2022
CLEVELAND HEIGHTS

Date: 15-Mar-2023
Time: 15:42
Page: 75

| | | | | | | | | |
|---------------------------|--------|--------|--------|--------|----|---|---|---|
| Hispanic: | 0 | 0 | 0 | 0 | 0 | 0 | 0 | 0 |
| Total: | 22 | 0 | 0 | 0 | 22 | 0 | 0 | 0 |
| Female-headed Households: | 14 | | 0 | | 14 | | | |
| Income Category: | Owner | Renter | Total | Person | | | | |
| Extremely Low | 7 | 0 | 7 | 0 | | | | |
| Low Mod | 10 | 0 | 10 | 0 | | | | |
| Moderate | 5 | 0 | 5 | 0 | | | | |
| Non Low Moderate | 0 | 0 | 0 | 0 | | | | |
| Total | 22 | 0 | 22 | 0 | | | | |
| Percent Low/Mod | 100.0% | | 100.0% | | | | | |

Annual Accomplishments

| Years | Accomplishment Narrative | # Benefitting |
|-------|--|---------------|
| 2023 | In 2023, 22 households received exterior paint grants. | |

OK



U.S. Department of Housing and Urban Development
Office of Community Planning and Development
Integrated Disbursement and Information System
CDBG Activity Summary Report (GPR) for Program Year 2022
CLEVELAND HEIGHTS

Date: 15-Mar-2023
Time: 15:42
Page: 76

| | | | | | |
|----------------|---|--------------|--------------------------------------|---------------------|-----|
| PGM Year: | 2022 | | | | |
| Project: | 0008 - Minor Home Repairs | | | | |
| IDIS Activity: | 1367 - HPO Violation Repair Program for Seniors | | | | |
| Status: | Completed 12/31/2022 12:00:00 AM | Objective: | Provide decent affordable housing | | |
| Location: | Address Suppressed | Outcome: | Sustainability | | |
| | | Matrix Code: | Rehab; Single-Unit Residential (14A) | National Objective: | LMH |

Activity to prevent, prepare for, and respond to Coronavirus: No

Initial Funding Date: 11/30/2022

Description:

Violation Repair for Seniors - provides rebates of up to \$2,000 to low- and moderate-income senior and disabled homeowners to complete minor home repairs addressing code violations or health and safety issues.

Financing

| | Fund Type | Grant Year | Grant | Funded Amount | Drawn In Program Year | Drawn Thru Program Year |
|-------|-----------|------------|-------------|---------------|-----------------------|-------------------------|
| CDBG | EN | 2017 | B17MC390005 | \$10,000.00 | \$10,000.00 | \$10,000.00 |
| | | 2022 | B22MC390005 | \$19,425.00 | \$19,425.00 | \$19,425.00 |
| Total | Total | | | \$29,425.00 | \$29,425.00 | \$29,425.00 |

Proposed Accomplishments

Housing Units : 15

Actual Accomplishments

Number assisted:

| | Owner | | Renter | | Total | | Person | |
|--|-------|----------|--------|----------|-------|----------|--------|----------|
| | Total | Hispanic | Total | Hispanic | Total | Hispanic | Total | Hispanic |
| White: | 3 | 0 | 0 | 0 | 3 | 0 | 0 | 0 |
| Black/African American: | 16 | 0 | 0 | 0 | 16 | 0 | 0 | 0 |
| Asian: | 0 | 0 | 0 | 0 | 0 | 0 | 0 | 0 |
| American Indian/Alaskan Native: | 0 | 0 | 0 | 0 | 0 | 0 | 0 | 0 |
| Native Hawaiian/Other Pacific Islander: | 0 | 0 | 0 | 0 | 0 | 0 | 0 | 0 |
| American Indian/Alaskan Native & White: | 0 | 0 | 0 | 0 | 0 | 0 | 0 | 0 |
| Asian White: | 0 | 0 | 0 | 0 | 0 | 0 | 0 | 0 |
| Black/African American & White: | 0 | 0 | 0 | 0 | 0 | 0 | 0 | 0 |
| American Indian/Alaskan Native & Black/African American: | 0 | 0 | 0 | 0 | 0 | 0 | 0 | 0 |
| Other multi-racial: | 0 | 0 | 0 | 0 | 0 | 0 | 0 | 0 |
| Asian/Pacific Islander: | 0 | 0 | 0 | 0 | 0 | 0 | 0 | 0 |

PR03 - CLEVELAND HEIGHTS

Page: 76 of 98

DR



U.S. Department of Housing and Urban Development
Office of Community Planning and Development
Integrated Disbursement and Information System
CDBG Activity Summary Report (GPR) for Program Year 2022
CLEVELAND HEIGHTS

Date: 15-Mar-2023
Time: 15:42
Page: 77

| | | | | | | | | |
|---------------------------|--------|--------|--------|--------|----|---|---|---|
| Hispanic: | 0 | 0 | 0 | 0 | 0 | 0 | 0 | 0 |
| Total: | 19 | 0 | 0 | 0 | 19 | 0 | 0 | 0 |
| Female-headed Households: | 14 | | 0 | | 14 | | | |
| Income Category: | Owner | Renter | Total | Person | | | | |
| Extremely Low | 2 | 0 | 2 | 0 | | | | |
| Low Mod | 9 | 0 | 9 | 0 | | | | |
| Moderate | 8 | 0 | 8 | 0 | | | | |
| Non Low Moderate | 0 | 0 | 0 | 0 | | | | |
| Total | 19 | 0 | 19 | 0 | | | | |
| Percent Low/Mod | 100.0% | | 100.0% | | | | | |

Annual Accomplishments

| Years | Accomplishment Narrative | # Benefitting |
|-------|---|---------------|
| 2022 | In 2022, 19 households received assistance from the Violation Repair Program for Seniors. | |

OK



U.S. Department of Housing and Urban Development
Office of Community Planning and Development
Integrated Disbursement and Information System
CDBG Activity Summary Report (GPR) for Program Year 2022
CLEVELAND HEIGHTS

Date: 15-Mar-2023
Time: 15:42
Page: 78

| | | | |
|----------------|----------------------------------|---------------------|--------------------------------------|
| PGM Year: | 2022 | | |
| Project: | 0008 - Minor Home Repairs | | |
| IDIS Activity: | 1368 - HPO Strategic Home Repair | | |
| Status: | Completed 12/31/2022 12:00:00 AM | Objective: | Provide decent affordable housing |
| Location: | Address Suppressed | Outcome: | Sustainability |
| | | Matrix Code: | Rehab; Single-Unit Residential (14A) |
| | | National Objective: | LMH |

Activity to prevent, prepare for, and respond to Coronavirus: No

Initial Funding Date: 11/30/2022

Description:

This program expands the eligibility for participation in the HPO Exterior Paint Program and Violation Repair Program to residents that are not elderly or disabled in target areas of the City

Financing

| | Fund Type | Grant Year | Grant | Funded Amount | Drawn In Program Year | Drawn Thru Program Year |
|-------|-----------|------------|-------------|---------------|-----------------------|-------------------------|
| CDBG | EN | 2017 | B17MC390005 | \$10,000.00 | \$10,000.00 | \$10,000.00 |
| | | 2021 | B21MC390005 | \$13,575.00 | \$13,575.00 | \$13,575.00 |
| Total | Total | | | \$23,575.00 | \$23,575.00 | \$23,575.00 |

Proposed Accomplishments

Housing Units : 25

Actual Accomplishments

Number assisted:

| | Owner | | Renter | | Total | | Person | |
|--|-------|----------|--------|----------|-------|----------|--------|----------|
| | Total | Hispanic | Total | Hispanic | Total | Hispanic | Total | Hispanic |
| White: | 2 | 0 | 0 | 0 | 2 | 0 | 0 | 0 |
| Black/African American: | 7 | 0 | 0 | 0 | 7 | 0 | 0 | 0 |
| Asian: | 0 | 0 | 0 | 0 | 0 | 0 | 0 | 0 |
| American Indian/Alaskan Native: | 0 | 0 | 0 | 0 | 0 | 0 | 0 | 0 |
| Native Hawaiian/Other Pacific Islander: | 0 | 0 | 0 | 0 | 0 | 0 | 0 | 0 |
| American Indian/Alaskan Native & White: | 0 | 0 | 0 | 0 | 0 | 0 | 0 | 0 |
| Asian White: | 0 | 0 | 0 | 0 | 0 | 0 | 0 | 0 |
| Black/African American & White: | 0 | 0 | 0 | 0 | 0 | 0 | 0 | 0 |
| American Indian/Alaskan Native & Black/African American: | 0 | 0 | 0 | 0 | 0 | 0 | 0 | 0 |
| Other multi-racial: | 0 | 0 | 0 | 0 | 0 | 0 | 0 | 0 |
| Asian/Pacific Islander: | 0 | 0 | 0 | 0 | 0 | 0 | 0 | 0 |

PR03 - CLEVELAND HEIGHTS

Page: 78 of 98

DEVELOPMENT



U.S. Department of Housing and Urban Development
Office of Community Planning and Development
Integrated Disbursement and Information System
CDBG Activity Summary Report (GPR) for Program Year 2022
CLEVELAND HEIGHTS

Date: 15-Mar-2023
Time: 15:42
Page: 79

| | | | | | | | | |
|---------------------------|--------|--------|--------|--------|---|---|---|---|
| Hispanic: | 0 | 0 | 0 | 0 | 0 | 0 | 0 | 0 |
| Total: | 9 | 0 | 0 | 0 | 9 | 0 | 0 | 0 |
| Female-headed Households: | 6 | | 0 | | 6 | | | |
| Income Category: | Owner | Renter | Total | Person | | | | |
| Extremely Low | 3 | 0 | 3 | 0 | | | | |
| Low Mod | 1 | 0 | 1 | 0 | | | | |
| Moderate | 5 | 0 | 5 | 0 | | | | |
| Non Low Moderate | 0 | 0 | 0 | 0 | | | | |
| Total | 9 | 0 | 9 | 0 | | | | |
| Percent Low/Mod | 100.0% | | 100.0% | | | | | |

Annual Accomplishments

| Years | Accomplishment Narrative | # Benefitting |
|-------|--|---------------|
| 2022 | In 2022, 9 households were assisted with housing rehabilitation work. Households that are eligible reside in the Strategic Impact Opportunity Census Tracts and are LMI home owners. Housing repairs that are eligible must be a housing code violation. | |

OK



U.S. Department of Housing and Urban Development
Office of Community Planning and Development
Integrated Disbursement and Information System
CDBG Activity Summary Report (GPR) for Program Year 2022
CLEVELAND HEIGHTS

Date: 15-Mar-2023
Time: 15:42
Page: 80

| | | | | | |
|----------------|---|--------------|-------------------------------------|---------------------|-----|
| PGM Year: | 2022 | | | | |
| Project: | 0010 - LMI Code Enforcement | | | | |
| IDIS Activity: | 1369 - HPO Code Enforcement LMI | | | | |
| Status: | Completed 12/31/2022 12:00:00 AM | Objective: | Create suitable living environments | | |
| Location: | 40 Severance Cir Cleveland Heights, OH 44118-1501 | Outcome: | Sustainability | | |
| | | Matrix Code: | Code Enforcement (15) | National Objective: | LMA |

Activity to prevent, prepare for, and respond to Coronavirus: No

Initial Funding Date: 11/30/2022

Description:

This program uses CDBG funds to pay the salary for a full time Housing Inspector who conducts systematic inspections for health and safety violations in LMI census blocks of the City.

| | Fund Type | Grant Year | Grant | Funded Amount | Drawn In Program Year | Drawn Thru Program Year |
|-------|-----------|------------|-------------|---------------|-----------------------|-------------------------|
| CDBG | EN | 2021 | B21MC390005 | \$9,870.97 | \$9,870.97 | \$9,870.97 |
| | | 2022 | B22MC390005 | \$38,629.80 | \$38,629.80 | \$38,629.80 |
| Total | Total | | | \$48,500.77 | \$48,500.77 | \$48,500.77 |

Proposed Accomplishments

Housing Units : 400

Total Population in Service Area: 12,510

Census Tract Percent Low / Mod: 61.51

Annual Accomplishments

| Years | Accomplishment Narrative | # Benefitting |
|-------|---|---------------|
| 2022 | In 2022, the LMI Code Enforcement program conducted 2,866 inspections. 27,540 violations were cited and 14,678 violations were corrected. | |

DR



U.S. Department of Housing and Urban Development
Office of Community Planning and Development
Integrated Disbursement and Information System
CDBG Activity Summary Report (GPR) for Program Year 2022
CLEVELAND HEIGHTS

Date: 15-Mar-2023
Time: 15:42
Page: 81

| | | | | | |
|----------------|-----------------------------------|--------------|--------------------------------------|---------------------|-----|
| PGM Year: | 2022 | | | | |
| Project: | 0011 - Housing Rehabilitation S/B | | | | |
| IDIS Activity: | 1370 - HPO Nuisance Abatement | | | | |
| Status: | Completed 12/31/2022 12:00:00 AM | Objective: | Create suitable living environments | | |
| Location: | Address Suppressed | Outcome: | Sustainability | | |
| | | Matrix Code: | Rehab; Single-Unit Residential (14A) | National Objective: | SBS |

Activity to prevent, prepare for, and respond to Coronavirus: No

Initial Funding Date: 11/30/2022

Description:

Properties that are in a state of serious disrepair and causing a blighting influence on the neighborhood are evaluated by staff to determine if they are able to be rehabbed or there is a need for demolition. In addition, funds are used on an emergency basis to secure properties that may cause unsafe conditions for the neighborhood.

Financing

| | Fund Type | Grant Year | Grant | Funded Amount | Drawn In Program Year | Drawn Thru Program Year |
|-------|-----------|------------|-------------|---------------|-----------------------|-------------------------|
| CDBG | EN | 2017 | B17MC390005 | \$9,212.43 | \$9,212.43 | \$9,212.43 |
| | | 2021 | B21MC390005 | \$20,751.57 | \$20,751.57 | \$20,751.57 |
| Total | Total | | | \$29,964.00 | \$29,964.00 | \$29,964.00 |

Proposed Accomplishments

Housing Units : 100

Annual Accomplishments

| Years | Accomplishment Narrative | # Benefitting |
|-------|--|---------------|
| 2022 | In 2022, the Housing Preservation Office (HPO) completed 113 nuisance abatement actions. 8 of these actions were vacant home board-ups. The remaining 105 were special clean ups that include the removal of trash, debris and other blighting influences. | |

DECLASSIFIED



U.S. Department of Housing and Urban Development
Office of Community Planning and Development
Integrated Disbursement and Information System
CDBG Activity Summary Report (GPR) for Program Year 2022
CLEVELAND HEIGHTS

Date: 15-Mar-2023
Time: 15:42
Page: 82

PGM Year: 2022
Project: 0012 - Commercial District Revitalization
IDIS Activity: 1371 - Economic Development Admin LMI
Status: Completed 12/31/2022 12:00:00 AM
Location: 40 Severance Cir Cleveland Heights, OH 44118-1501
Objective: Create economic opportunities
Outcome: Availability/accessibility
Matrix Code: Rehabilitation Administration (14H)
National Objective: LMJ

Activity to prevent, prepare for, and respond to Coronavirus: No

Initial Funding Date: 12/22/2022

Description:

This program provides funding for various activities which address the revitalization of the numerous commercial districts located in Cleveland Heights.
CDBG funds also contribute to the administrative costs associated with the program.

Financing

| | Fund Type | Grant Year | Grant | Funded Amount | Drawn In Program Year | Drawn Thru Program Year |
|-------|-----------|------------|-------------|---------------|-----------------------|-------------------------|
| CDBG | EN | 2021 | B21MC390005 | \$32,551.49 | \$32,551.49 | \$32,551.49 |
| Total | Total | | | \$32,551.49 | \$32,551.49 | \$32,551.49 |

Proposed Accomplishments

Actual Accomplishments

Number assisted:

| | Owner | | Renter | | Total | | Person | |
|--|-------|----------|--------|----------|-------|----------|--------|----------|
| | Total | Hispanic | Total | Hispanic | Total | Hispanic | Total | Hispanic |
| White: | 0 | 0 | 0 | 0 | 0 | 0 | 0 | 0 |
| Black/African American: | 0 | 0 | 0 | 0 | 0 | 0 | 0 | 0 |
| Asian: | 0 | 0 | 0 | 0 | 0 | 0 | 0 | 0 |
| American Indian/Alaskan Native: | 0 | 0 | 0 | 0 | 0 | 0 | 0 | 0 |
| Native Hawaiian/Other Pacific Islander: | 0 | 0 | 0 | 0 | 0 | 0 | 0 | 0 |
| American Indian/Alaskan Native & White: | 0 | 0 | 0 | 0 | 0 | 0 | 0 | 0 |
| Asian White: | 0 | 0 | 0 | 0 | 0 | 0 | 0 | 0 |
| Black/African American & White: | 0 | 0 | 0 | 0 | 0 | 0 | 0 | 0 |
| American Indian/Alaskan Native & Black/African American: | 0 | 0 | 0 | 0 | 0 | 0 | 0 | 0 |
| Other multi-racial: | 0 | 0 | 0 | 0 | 0 | 0 | 0 | 0 |
| Asian/Pacific Islander: | 0 | 0 | 0 | 0 | 0 | 0 | 0 | 0 |
| Hispanic: | 0 | 0 | 0 | 0 | 0 | 0 | 0 | 0 |
| Total: | 0 | 0 | 0 | 0 | 0 | 0 | 0 | 0 |

PR03 - CLEVELAND HEIGHTS

Page: 82 of 98



U.S. Department of Housing and Urban Development
Office of Community Planning and Development
Integrated Disbursement and Information System
CDBG Activity Summary Report (GPR) for Program Year 2022
CLEVELAND HEIGHTS

Date: 15-Mar-2023
Time: 15:42
Page: 83

| | | | | | | |
|---------------------------|-------|--------|-------|--------|---|---|
| Female-headed Households: | | | | 0 | 0 | 0 |
| Income Category: | Owner | Renter | Total | Person | | |
| Extremely Low | 0 | 0 | 0 | 0 | | |
| Low Mod | 0 | 0 | 0 | 0 | | |
| Moderate | 0 | 0 | 0 | 0 | | |
| Non Low Moderate | 0 | 0 | 0 | 0 | | |
| Total | 0 | 0 | 0 | 0 | | |
| Percent Low/Mod | | | | | | |

Annual Accomplishments

| Years | Accomplishment Narrative | # Benefiting |
|-------|---|--------------|
| 2022 | In 2022, funds were expended for the administration of the Commercial Revolving Loan Fund and the Microenterprise Assistance Loan. Funds are used in order to track loans made in prior years, marketing the programs and assisting applicants applying for assistance. | |

OK



U.S. Department of Housing and Urban Development
Office of Community Planning and Development
Integrated Disbursement and Information System
CDBG Activity Summary Report (GPR) for Program Year 2022
CLEVELAND HEIGHTS

Date: 15-Mar-2023
Time: 15:42
Page: 84

PGM Year: 2022
Project: 0012 - Commercial District Revitalization
IDIS Activity: 1372 - Economic Development Admin S/B
Status: Completed 12/31/2022 12:00:00 AM
Location: 40 Severance Cir Cleveland Heights, OH 44118-1501
Objective: Create economic opportunities
Outcome: Sustainability
Matrix Code: Rehabilitation Administration (14H)
National Objective: SBS

Activity to prevent, prepare for, and respond to Coronavirus: No

Initial Funding Date: 11/30/2022

Description:

This program provides funding for various activities which address the revitalization of the numerous commercial districts located in Cleveland Heights. CDBG funds also contribute to the administrative costs associated with the program.

Financing

| | Fund Type | Grant Year | Grant | Funded Amount | Drawn In Program Year | Drawn Thru Program Year |
|-------|-----------|------------|-------------|---------------|-----------------------|-------------------------|
| CDBG | EN | 2016 | B16MC390005 | \$29,527.73 | \$29,527.73 | \$29,527.73 |
| Total | Total | | | \$29,527.73 | \$29,527.73 | \$29,527.73 |

Proposed Accomplishments

Annual Accomplishments

| Years | Accomplishment Narrative | # Benefitting |
|-------|--|---------------|
| 2022 | In 2022, funds were used to operate the Storefront Renovation Program. This includes both the rebate/grant and loan program, the monitoring of loans made in prior years, the marketing of the program, and the design, permitting, monitoring and reporting of the individual ongoing projects. | |

DR



U.S. Department of Housing and Urban Development
Office of Community Planning and Development
Integrated Disbursement and Information System
CDBG Activity Summary Report (GPR) for Program Year 2022
CLEVELAND HEIGHTS

Date: 15-Mar-2023
Time: 15:42
Page: 85

PGM Year: 2022
Project: 0012 - Commercial District Revitalization
IDIS Activity: 1373 - Storefront Rebate S/B
Status: Completed 12/31/2022 12:00:00 AM
Location: 1429 Warrensville Center Rd Cleveland Heights, OH 44121-2217
Objective: Create economic opportunities
Outcome: Availability/accessibility
Matrix Code: Rehab; Publicly or Privately-Owned Commercial/Industrial (14E)
National Objective: SBS

Activity to prevent, prepare for, and respond to Coronavirus: No

Initial Funding Date: 11/30/2022

Description:

Storefront Renovation Rebate Program - This program offers rebates for 50% of the total project costs, up to a maximum of \$25,000, for exterior renovations to commercial properties throughout the City.

Financing

| | Fund Type | Grant Year | Grant | Funded Amount | Drawn In Program Year | Drawn Thru Program Year |
|-------|-----------|------------|-------------|---------------|-----------------------|-------------------------|
| CDBG | EN | 2019 | B19MC390005 | \$10,418.37 | \$10,418.37 | \$10,418.37 |
| Total | Total | | | \$10,418.37 | \$10,418.37 | \$10,418.37 |

Proposed Accomplishments

Annual Accomplishments

| Years | Accomplishment Narrative | # Benefitting |
|-------|---|---------------|
| 2022 | In 2022, the City continued with 3 projects from the previous year. \$3,974.92 in loan funds were disbursed to improve the storefront facade and assist the 2 businesses at 3216 Silsby; \$4,600.09 in loan funds were disbursed to improve the storefront facade and assist the 3 businesses at 1429 Warrensville Center Road; and \$1,843.36 in loan funds were disbursed to improve the storefront facade and assist the 1 business at 2066 South Taylor Road. | |



U.S. Department of Housing and Urban Development
Office of Community Planning and Development
Integrated Disbursement and Information System
CDBG Activity Summary Report (GPR) for Program Year 2022
CLEVELAND HEIGHTS

Date: 15-Mar-2023
Time: 15:42
Page: 86

PGM Year: 2022
Project: 0012 - Commercial District Revitalization
IDIS Activity: 1374 - Storefront Loan S/B
Status: Completed 12/31/2022 12:00:00 AM
Location: 1429 Warrensville Center Rd Cleveland Heights, OH 44121-2217
Objective: Create economic opportunities
Outcome: Availability/accessibility
Matrix Code: Rehab; Publicly or Privately-Owned Commercial/Industrial (14E)
National Objective: SBS

Activity to prevent, prepare for, and respond to Coronavirus: No

Initial Funding Date: 11/30/2022

Description:

Storefront Renovation Loan Program - This program offers loans for exterior renovations, up to a maximum of \$100,000, for exterior renovations to commercial properties throughout the City.

Financing

| | Fund Type | Grant Year | Grant | Funded Amount | Drawn In Program Year | Drawn Thru Program Year |
|-------|-----------|------------|-------|---------------|-----------------------|-------------------------|
| CDBG | RL | | | \$11,401.06 | \$11,401.06 | \$11,401.06 |
| Total | Total | | | \$11,401.06 | \$11,401.06 | \$11,401.06 |

Proposed Accomplishments

Businesses : 6

Annual Accomplishments

| Years | Accomplishment Narrative | # Benefitting |
|-------|---|---------------|
| 2022 | In 2022, the City continued with 3 projects from the previous year. \$6,246.30 in loan funds were disbursed to improve the storefront facade and assist the 2 businesses at 3216 Silsby; \$3,680.07 in loan funds were disbursed to improve the storefront facade and assist the 3 businesses at 1429 Warrensville Center Road; and \$1,474.69 in loan funds were disbursed to improve the storefront facade and assist the 1 business at 2066 South Taylor Road. | |



U.S. Department of Housing and Urban Development
Office of Community Planning and Development
Integrated Disbursement and Information System
CDBG Activity Summary Report (GPR) for Program Year 2022
CLEVELAND HEIGHTS

Date: 15-Mar-2023
Time: 15:42
Page: 87

| | | | | | |
|----------------|---|--|--------------|-------------------------------------|-------------------------|
| PGM Year: | 2022 | | | | |
| Project: | 0013 - Public Facilities | | | | |
| IDIS Activity: | 1375 - Shannon Road/Water/Sewer Line Improvements | | | | |
| Status: | Completed 12/31/2022 12:00:00 AM | | Objective: | Create suitable living environments | |
| Location: | 40 Severance Cir Cleveland Heights, OH 44118-1501 | | Outcome: | Sustainability | |
| | | | Matrix Code: | Water/Sewer Improvements (03J) | National Objective: LMA |

Activity to prevent, prepare for, and respond to Coronavirus: No

Initial Funding Date: 11/30/2022

Description:

This project involves the replacement of water and sewer lines and street replacement for a portion of a road in a low-mod area.

Financing

| | Fund Type | Grant Year | Grant | Funded Amount | Drawn In Program Year | Drawn Thru Program Year |
|-------|-----------|------------|-------------|---------------|-----------------------|-------------------------|
| CDBG | EN | 2016 | B16MC390005 | \$46,989.80 | \$46,989.80 | \$46,989.80 |
| Total | Total | | | \$46,989.80 | \$46,989.80 | \$46,989.80 |

Proposed Accomplishments

People (General) : 665

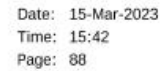
Total Population in Service Area: 665

Census Tract Percent Low / Mod: 70.68

Annual Accomplishments

| Years | Accomplishment Narrative | # Benefitting |
|-------|--|---------------|
| 2022 | In 2022, funds were disbursed for the Shannon Road road, water and sewer replacement project that was completed in 2021. | |

OK



Page: 88 of 98



U.S. Department of Housing and Urban Development
Office of Community Planning and Development
Integrated Disbursement and Information System
CDBG Activity Summary Report (GPR) for Program Year 2022
CLEVELAND HEIGHTS

Date: 15-Mar-2023
Time: 15:42
Page: 89

| | | | | | | | | |
|---------------------------|-------|--------|-------|--------|---|---|-----|---|
| Total: | 0 | 0 | 0 | 0 | 0 | 0 | 205 | 0 |
| Female-headed Households: | 0 | | 0 | | 0 | | | |
| Income Category: | Owner | Renter | Total | Person | | | | |
| Extremely Low | 0 | 0 | 0 | 125 | | | | |
| Low Mod | 0 | 0 | 0 | 80 | | | | |
| Moderate | 0 | 0 | 0 | 0 | | | | |
| Non Low Moderate | 0 | 0 | 0 | 0 | | | | |
| Total | 0 | 0 | 0 | 205 | | | | |
| Percent Low/Mod | | | | 100.0% | | | | |

Annual Accomplishments

| Years | Accomplishment Narrative | # Benefiting |
|-------|--|--------------|
| 2022 | This project is a three-phased replacement of the community garden and community gathering space at the Severance Tower Apartment, a Project-Based Section 8 apartment building. The newly constructed garden and community space will be accessible for people living with severe disabilities and the elderly. In 2022, the Severance Tower Local Advisory Council further improved their accessible garden and patio by adding garden furniture and solar lighting. | |

OK



U.S. Department of Housing and Urban Development
Office of Community Planning and Development
Integrated Disbursement and Information System
CDBG Activity Summary Report (GPR) for Program Year 2022
CLEVELAND HEIGHTS

Date: 15-Mar-2023
Time: 15:42
Page: 90

PGM Year: 2022
Project: 0001 - CDBG Administration
IDIS Activity: 1377 - Compton Road Greenway (Planning & Engineering)
Status: Completed 12/31/2022 12:00:00 AM
Location: ,
Objective:
Outcome:
Matrix Code: Planning (20)
National Objective:

Activity to prevent, prepare for, and respond to Coronavirus: No

Initial Funding Date: 12/22/2022

Description:

Planning and engineering for the Compton Road Greenway project (located in an LMA).

Financing

| | Fund Type | Grant Year | Grant | Funded Amount | Drawn In Program Year | Drawn Thru Program Year |
|-------|-----------|------------|-------------|---------------|-----------------------|-------------------------|
| CDBG | EN | 2021 | B21MC390005 | \$27,654.06 | \$27,654.06 | \$27,654.06 |
| Total | Total | | | \$27,654.06 | \$27,654.06 | \$27,654.06 |

Proposed Accomplishments

Actual Accomplishments

Number assisted:

| | Owner | | Renter | | Total | | Person | |
|--|-------|----------|--------|----------|-------|----------|--------|----------|
| | Total | Hispanic | Total | Hispanic | Total | Hispanic | Total | Hispanic |
| White: | | | | | 0 | 0 | | |
| Black/African American: | | | | | 0 | 0 | | |
| Asian: | | | | | 0 | 0 | | |
| American Indian/Alaskan Native: | | | | | 0 | 0 | | |
| Native Hawaiian/Other Pacific Islander: | | | | | 0 | 0 | | |
| American Indian/Alaskan Native & White: | | | | | 0 | 0 | | |
| Asian White: | | | | | 0 | 0 | | |
| Black/African American & White: | | | | | 0 | 0 | | |
| American Indian/Alaskan Native & Black/African American: | | | | | 0 | 0 | | |
| Other multi-racial: | | | | | 0 | 0 | | |
| Asian/Pacific Islander: | | | | | 0 | 0 | | |
| Hispanic: | | | | | 0 | 0 | | |
| Total: | 0 | 0 | 0 | 0 | 0 | 0 | 0 | 0 |
| Female-headed Households: | | | | | 0 | | | |

PR03 - CLEVELAND HEIGHTS

Page: 90 of 98



U.S. Department of Housing and Urban Development
Office of Community Planning and Development
Integrated Disbursement and Information System
CDBG Activity Summary Report (GPR) for Program Year 2022
CLEVELAND HEIGHTS

Date: 15-Mar-2023
Time: 15:42
Page: 91

| Income Category: | Owner | Renter | Total | Person |
|------------------|-------|--------|-------|--------|
| Extremely Low | | | 0 | |
| Low Mod | | | 0 | |
| Moderate | | | 0 | |
| Non Low Moderate | | | 0 | |
| Total | 0 | 0 | 0 | 0 |
| Percent Low/Mod | | | | |

Annual Accomplishments

No data returned for this view. This might be because the applied filter excludes all data.

DRAFT



U.S. Department of Housing and Urban Development
Office of Community Planning and Development
Integrated Disbursement and Information System
CDBG Activity Summary Report (GPR) for Program Year 2022
CLEVELAND HEIGHTS

Date: 15-Mar-2023
Time: 15:42
Page: 92

PGM Year: 2022
Project: 0006 - Senior Adult Programs
IDIS Activity: 1378 - Office on Aging Senior Programs
Status: Completed 12/31/2022 12:00:00 AM
Location: 1 Monticello Blvd Cleveland Heights, OH 44118-1233
Objective: Create suitable living environments
Outcome: Sustainability
Matrix Code: Senior Services (05A)
National Objective: LMC

Activity to prevent, prepare for, and respond to Coronavirus: No

Initial Funding Date: 12/22/2022

Description:

CDBG funds are provided to the City's Office on Aging for employees that assist low- and moderate-income seniors access necessary services to maintain a healthy and safe living environment.

This allows seniors to live as independently as possible in their homes.

Financing

| | Fund Type | Grant Year | Grant | Funded Amount | Drawn In Program Year | Drawn Thru Program Year |
|-------|-----------|------------|-------------|---------------|-----------------------|-------------------------|
| CDBG | EN | 2021 | B21MC390005 | \$1,111.62 | \$1,111.62 | \$1,111.62 |
| | | 2022 | B22MC390005 | \$7,907.94 | \$7,907.94 | \$7,907.94 |
| Total | Total | | | \$9,019.56 | \$9,019.56 | \$9,019.56 |

Proposed Accomplishments

People (General) : 600

Actual Accomplishments

Number assisted:

| | Owner | | Renter | | Total | | Person | |
|--|-------|----------|--------|----------|-------|----------|--------|----------|
| | Total | Hispanic | Total | Hispanic | Total | Hispanic | Total | Hispanic |
| White: | 0 | 0 | 0 | 0 | 0 | 0 | 64 | 2 |
| Black/African American: | 0 | 0 | 0 | 0 | 0 | 0 | 58 | 0 |
| Asian: | 0 | 0 | 0 | 0 | 0 | 0 | 2 | 0 |
| American Indian/Alaskan Native: | 0 | 0 | 0 | 0 | 0 | 0 | 1 | 0 |
| Native Hawaiian/Other Pacific Islander: | 0 | 0 | 0 | 0 | 0 | 0 | 0 | 0 |
| American Indian/Alaskan Native & White: | 0 | 0 | 0 | 0 | 0 | 0 | 0 | 0 |
| Asian White: | 0 | 0 | 0 | 0 | 0 | 0 | 0 | 0 |
| Black/African American & White: | 0 | 0 | 0 | 0 | 0 | 0 | 0 | 0 |
| American Indian/Alaskan Native & Black/African American: | 0 | 0 | 0 | 0 | 0 | 0 | 0 | 0 |
| Other multi-racial: | 0 | 0 | 0 | 0 | 0 | 0 | 1 | 0 |
| Asian/Pacific Islander: | 0 | 0 | 0 | 0 | 0 | 0 | 0 | 0 |

PR03 - CLEVELAND HEIGHTS

Page: 92 of 98



U.S. Department of Housing and Urban Development
Office of Community Planning and Development
Integrated Disbursement and Information System
CDBG Activity Summary Report (GPR) for Program Year 2022
CLEVELAND HEIGHTS

Date: 15-Mar-2023
Time: 15:42
Page: 93

| | | | | | | | | |
|---------------------------|-------|--------|-------|---|--------|---|-----|---|
| Hispanic: | 0 | 0 | 0 | 0 | 0 | 0 | 0 | 0 |
| Total: | 0 | 0 | 0 | 0 | 0 | 0 | 126 | 2 |
| Female-headed Households: | 0 | | 0 | | 0 | | | |
| Income Category: | Owner | Renter | Total | | Person | | | |
| Extremely Low | 0 | 0 | 0 | | 56 | | | |
| Low Mod | 0 | 0 | 0 | | 37 | | | |
| Moderate | 0 | 0 | 0 | | 15 | | | |
| Non Low Moderate | 0 | 0 | 0 | | 18 | | | |
| Total | 0 | 0 | 0 | | 126 | | | |
| Percent Low/Mod | | | | | 85.7% | | | |

Annual Accomplishments

| Years | Accomplishment Narrative | # Benefitting |
|-------|---|---------------|
| 2022 | In 2022, the City's Office on Aging provided assistance to 139 households. 126 households of those assisted were unique/unduplicated households. 85 of these households were headed by females. 23 of the households assisted were headed by a person with a disability. The discrepancy between projected outcomes and actual outcomes is due to the position of Community Resource Specialist being vacant January through October. | |

DR



U.S. Department of Housing and Urban Development
Office of Community Planning and Development
Integrated Disbursement and Information System
CDBG Activity Summary Report (GPR) for Program Year 2022
CLEVELAND HEIGHTS

Date: 15-Mar-2023
Time: 15:42
Page: 94

PGM Year: 2022
Project: 0009 - Housing Rehabilitation LMI
IDIS Activity: 1379 - HRRC - Assist Deferred Loan Match
Status: Completed 12/31/2022 12:00:00 AM
Location: Address Suppressed
Objective: Provide decent affordable housing
Outcome: Affordability
Matrix Code: Rehab; Single-Unit Residential (14A)
National Objective: LMH

Activity to prevent, prepare for, and respond to Coronavirus: No

Initial Funding Date: 12/22/2022

Description:

Major Systems Deferred Loan Match -Program allows deferred payments for up to one-half the cost of replacing major systems for LMI homeowners (i.e., heating, electrical, plumbing, roofs).

Financing

| | Fund Type | Grant Year | Grant | Funded Amount | Drawn In Program Year | Drawn Thru Program Year |
|-------|-----------|------------|-------------|---------------|-----------------------|-------------------------|
| CDBG | EN | 2017 | B17MC390005 | \$4,787.50 | \$4,787.50 | \$4,787.50 |
| Total | Total | | | \$4,787.50 | \$4,787.50 | \$4,787.50 |

Proposed Accomplishments

Housing Units : 2

Actual Accomplishments

Number assisted:

| | Owner | | Renter | | Total | | Person | |
|--|-------|----------|--------|----------|-------|----------|--------|----------|
| | Total | Hispanic | Total | Hispanic | Total | Hispanic | Total | Hispanic |
| White: | 1 | 0 | 0 | 0 | 1 | 0 | 0 | 0 |
| Black/African American: | 0 | 0 | 0 | 0 | 0 | 0 | 0 | 0 |
| Asian: | 0 | 0 | 0 | 0 | 0 | 0 | 0 | 0 |
| American Indian/Alaskan Native: | 0 | 0 | 0 | 0 | 0 | 0 | 0 | 0 |
| Native Hawaiian/Other Pacific Islander: | 0 | 0 | 0 | 0 | 0 | 0 | 0 | 0 |
| American Indian/Alaskan Native & White: | 0 | 0 | 0 | 0 | 0 | 0 | 0 | 0 |
| Asian White: | 0 | 0 | 0 | 0 | 0 | 0 | 0 | 0 |
| Black/African American & White: | 0 | 0 | 0 | 0 | 0 | 0 | 0 | 0 |
| American Indian/Alaskan Native & Black/African American: | 0 | 0 | 0 | 0 | 0 | 0 | 0 | 0 |
| Other multi-racial: | 0 | 0 | 0 | 0 | 0 | 0 | 0 | 0 |
| Asian/Pacific Islander: | 0 | 0 | 0 | 0 | 0 | 0 | 0 | 0 |
| Hispanic: | 0 | 0 | 0 | 0 | 0 | 0 | 0 | 0 |

PR03 - CLEVELAND HEIGHTS

Page: 94 of 98



U.S. Department of Housing and Urban Development
Office of Community Planning and Development
Integrated Disbursement and Information System
CDBG Activity Summary Report (GPR) for Program Year 2022
CLEVELAND HEIGHTS

Date: 15-Mar-2023
Time: 15:42
Page: 95

| | | | | | | | | |
|---------------------------|--------|--------|--------|--------|---|---|---|---|
| Total: | 1 | 0 | 0 | 0 | 1 | 0 | 0 | 0 |
| Female-headed Households: | 0 | | 0 | | 0 | | | |
| Income Category: | Owner | Renter | Total | Person | | | | |
| Extremely Low | 0 | 0 | 0 | 0 | | | | |
| Low Mod | 1 | 0 | 1 | 0 | | | | |
| Moderate | 0 | 0 | 0 | 0 | | | | |
| Non Low Moderate | 0 | 0 | 0 | 0 | | | | |
| Total | 1 | 0 | 1 | 0 | | | | |
| Percent Low/Mod | 100.0% | | 100.0% | | | | | |

Annual Accomplishments

| Years | Accomplishment Narrative | # Benefiting |
|-------|--|--------------|
| 2022 | In 2022, The Home Repair Resource Center (HRRC) was able to assist 1 household with the replacement of their roof. The homeowner also received assistance through HRRC's Assist Incentive Grant program. | |

OK



U.S. Department of Housing and Urban Development
Office of Community Planning and Development
Integrated Disbursement and Information System
CDBG Activity Summary Report (GPR) for Program Year 2022
CLEVELAND HEIGHTS

Date: 15-Mar-2023
Time: 15:42
Page: 96

PGM Year: 2022
Project: 0014 - Facility for Persons with Disabilities
IDIS Activity: 1380 - 2022 ADA Curb Ramps
Status: Completed 12/31/2022 12:00:00 AM
Location: 40 Severance Cir Cleveland Heights, OH 44118-1501
Objective: Create suitable living environments
Outcome: Availability/accessibility
Matrix Code: Facility for Persons with Disabilities (03B)
National Objective: LMC

Activity to prevent, prepare for, and respond to Coronavirus: No

Initial Funding Date: 12/22/2022

Description:

ADA Curb Ramp installation and replacement throughout the City
Financing

| | Fund Type | Grant Year | Grant | Funded Amount | Drawn In Program Year | Drawn Thru Program Year |
|-------|-----------|------------|-------------|---------------|-----------------------|-------------------------|
| CDBG | EN | 2022 | B22MC390005 | \$32,156.60 | \$32,156.60 | \$32,156.60 |
| Total | Total | | | \$32,156.60 | \$32,156.60 | \$32,156.60 |

Proposed Accomplishments

Public Facilities: 100

Actual Accomplishments

Number assisted:

| | Owner | | Renter | | Total | | Person | |
|--|-------|----------|--------|----------|-------|----------|--------|----------|
| | Total | Hispanic | Total | Hispanic | Total | Hispanic | Total | Hispanic |
| White: | 0 | 0 | 0 | 0 | 0 | 0 | 2,060 | 116 |
| Black/African American: | 0 | 0 | 0 | 0 | 0 | 0 | 2,587 | 0 |
| Asian: | 0 | 0 | 0 | 0 | 0 | 0 | 130 | 0 |
| American Indian/Alaskan Native: | 0 | 0 | 0 | 0 | 0 | 0 | 33 | 0 |
| Native Hawaiian/Other Pacific Islander: | 0 | 0 | 0 | 0 | 0 | 0 | 0 | 0 |
| American Indian/Alaskan Native & White: | 0 | 0 | 0 | 0 | 0 | 0 | 0 | 0 |
| Asian White: | 0 | 0 | 0 | 0 | 0 | 0 | 0 | 0 |
| Black/African American & White: | 0 | 0 | 0 | 0 | 0 | 0 | 0 | 0 |
| American Indian/Alaskan Native & Black/African American: | 0 | 0 | 0 | 0 | 0 | 0 | 0 | 0 |
| Other multi-racial: | 0 | 0 | 0 | 0 | 0 | 0 | 169 | 0 |
| Asian/Pacific Islander: | 0 | 0 | 0 | 0 | 0 | 0 | 0 | 0 |
| Hispanic: | 0 | 0 | 0 | 0 | 0 | 0 | 0 | 0 |
| Total: | 0 | 0 | 0 | 0 | 0 | 0 | 4,979 | 116 |

PR03 - CLEVELAND HEIGHTS

Page: 96 of 98



U.S. Department of Housing and Urban Development
Office of Community Planning and Development
Integrated Disbursement and Information System
CDBG Activity Summary Report (GPR) for Program Year 2022
CLEVELAND HEIGHTS

Date: 15-Mar-2023
Time: 15:42
Page: 97

| | | | | | | |
|---------------------------|-------|--------|-------|--------|---|---|
| Female-headed Households: | | | | 0 | 0 | 0 |
| Income Category: | Owner | Renter | Total | Person | | |
| Extremely Low | 0 | 0 | 0 | 0 | | |
| Low Mod | 0 | 0 | 0 | 0 | | |
| Moderate | 0 | 0 | 0 | 4,979 | | |
| Non Low Moderate | 0 | 0 | 0 | 0 | | |
| Total | 0 | 0 | 0 | 4,979 | | |
| Percent Low/Mod | | | | 100.0% | | |

Annual Accomplishments

| Years | Accomplishment Narrative | # Benefiting |
|-------|--|--------------|
| 2022 | In 2022, 78 accessible curb ramps were installed and/or replaced throughout the City benefiting people with mobility and vision disabilities across the community. | |

OK



U.S. Department of Housing and Urban Development
Office of Community Planning and Development
Integrated Disbursement and Information System
CDBG Activity Summary Report (GPR) for Program Year 2022
CLEVELAND HEIGHTS

Date: 15-Mar-2023
Time: 15:42
Page: 98

| | |
|--------------------------------|-----------------|
| Total Funded Amount: | \$15,839,008.36 |
| Total Drawn Thru Program Year: | \$15,671,609.50 |
| Total Drawn In Program Year: | \$1,395,581.04 |

PR03 - CLEVELAND HEIGHTS

Page: 98 of 98

DR



U.S. Department of Housing and Urban Development
Office of Community Planning and Development
Integrated Disbursement and Information System
CDBG Summary of Accomplishments
Program Year: 2022

DATE: 03-15-23
TIME: 15:58
PAGE: 1

CLEVELAND HEIGHTS

Count of CDBG Activities with Disbursements by Activity Group & Matrix Code

| Activity Group | Activity Category | Open Count | Open Activities Disbursed | Completed Count | Completed Activities Disbursed | Program Year Count | Total Activities Disbursed |
|-------------------------------------|--|------------|---------------------------|-----------------|--------------------------------|--------------------|----------------------------|
| Economic Development | Rehab; Publicly or Privately-Owned Commercial/Industrial (14E) | 0 | \$0.00 | 2 | \$21,819.43 | 2 | \$21,819.43 |
| | ED Technical Assistance (18B) | 1 | \$0.00 | 0 | \$0.00 | 1 | \$0.00 |
| | Total Economic Development | 1 | \$0.00 | 2 | \$21,819.43 | 3 | \$21,819.43 |
| Housing | Rehab; Single-Unit Residential (14A) | 1 | \$0.00 | 8 | \$224,470.34 | 9 | \$224,470.34 |
| | Rehabilitation Administration (14H) | 0 | \$0.00 | 5 | \$540,114.24 | 5 | \$540,114.24 |
| | Code Enforcement (15) | 0 | \$0.00 | 1 | \$48,500.77 | 1 | \$48,500.77 |
| | Total Housing | 1 | \$0.00 | 14 | \$813,085.35 | 15 | \$813,085.35 |
| Public Facilities and Improvements | Facility for Persons with Disabilities (03B) | 0 | \$0.00 | 2 | \$36,024.84 | 2 | \$36,024.84 |
| | Water/Sewer Improvements (03J) | 0 | \$0.00 | 1 | \$46,989.80 | 1 | \$46,989.80 |
| | Total Public Facilities and Improvements | 0 | \$0.00 | 3 | \$83,014.64 | 3 | \$83,014.64 |
| Public Services | Senior Services (05A) | 1 | \$0.00 | 1 | \$9,019.56 | 2 | \$9,019.56 |
| | Youth Services (05D) | 1 | \$0.00 | 6 | \$69,826.85 | 7 | \$69,826.85 |
| | Employment Training (05H) | 1 | \$0.00 | 0 | \$0.00 | 1 | \$0.00 |
| | Subsistence Payment (05Q) | 1 | \$0.00 | 0 | \$0.00 | 1 | \$0.00 |
| | Housing Counseling only, under 24 CFR 5.100 (05U) | 1 | \$0.00 | 1 | \$22,913.00 | 2 | \$22,913.00 |
| | Food Banks (05W) | 2 | \$10,000.00 | 1 | \$26,855.68 | 3 | \$36,855.68 |
| | Other Public Services Not Listed in 05A-05Y, 03T (05Z) | 1 | \$0.00 | 1 | \$5,833.32 | 2 | \$5,833.32 |
| | Total Public Services | 8 | \$10,000.00 | 10 | \$134,448.41 | 18 | \$144,448.41 |
| General Administration and Planning | Planning (20) | 0 | \$0.00 | 2 | \$27,654.06 | 2 | \$27,654.06 |
| | General Program Administration (21A) | 2 | \$48,269.12 | 3 | \$159,423.80 | 5 | \$207,692.92 |
| | Indirect Costs (21B) | 0 | \$0.00 | 1 | \$35,000.00 | 1 | \$35,000.00 |
| | Public Information (21C) | 0 | \$0.00 | 2 | \$29,266.23 | 2 | \$29,266.23 |
| | Fair Housing Activities (subject to 20% Admin Cap) (21D) | 0 | \$0.00 | 1 | \$33,600.00 | 1 | \$33,600.00 |
| | Total General Administration and Planning | 2 | \$48,269.12 | 9 | \$284,944.09 | 11 | \$333,213.21 |
| Grand Total | | 12 | \$58,269.12 | 38 | \$1,337,311.92 | 50 | \$1,395,581.04 |



U.S. Department of Housing and Urban Development
Office of Community Planning and Development
Integrated Disbursement and Information System
CDBG Summary of Accomplishments
Program Year: 2022

DATE: 03-15-23
TIME: 15:58
PAGE: 2

CLEVELAND HEIGHTS

CDBG Sum of Actual Accomplishments by Activity Group and Accomplishment Type

| Activity Group | Matrix Code | Accomplishment Type | Open Count | Completed Count | Program Year Totals |
|------------------------------------|--|---------------------|------------|-----------------|---------------------|
| Economic Development | Rehab; Publicly or Privately-Owned Commercial/Industrial (14E) | Business | 0 | 12 | 12 |
| | ED Technical Assistance (18B) | Jobs | 0 | 0 | 0 |
| | Total Economic Development | | 0 | 12 | 12 |
| Housing | Rehab; Single-Unit Residential (14A) | Housing Units | 0 | 171 | 171 |
| | Rehabilitation Administration (14H) | Housing Units | 0 | 0 | 0 |
| | | Business | 0 | 6 | 6 |
| | Code Enforcement (15) | Housing Units | 0 | 12,510 | 12,510 |
| | Total Housing | | 0 | 12,687 | 12,687 |
| Public Facilities and Improvements | Facility for Persons with Disabilities (03B) | Public Facilities | 0 | 5,184 | 5,184 |
| | Water/Sewer Improvements (03J) | Persons | 0 | 665 | 665 |
| | Total Public Facilities and Improvements | | 0 | 5,849 | 5,849 |
| Public Services | Senior Services (05A) | Persons | 0 | 126 | 126 |
| | Youth Services (05D) | Persons | 0 | 513 | 513 |
| | Employment Training (05H) | Persons | 0 | 0 | 0 |
| | Subsistence Payment (05Q) | Persons | 106 | 0 | 106 |
| | Housing Counseling only, under 24 CFR 5.100 (05U) | Persons | 0 | 198 | 198 |
| | Food Banks (05W) | Persons | 0 | 5,160 | 5,160 |
| | Other Public Services Not Listed in 05A-05Y, 03T (05Z) | Persons | 0 | 229 | 229 |
| | Total Public Services | | 106 | 6,226 | 6,332 |
| Grand Total | | | 106 | 24,774 | 24,880 |



CLEVELAND HEIGHTS

CDBG Beneficiaries by Racial / Ethnic Category

| Housing-Non Housing | Race | Total Persons | Total Hispanic Persons | Total Households | Total Hispanic Households |
|---------------------|--------------------------------|---------------|---------------------------|------------------|------------------------------|
| Housing | White | 0 | 0 | 14 | 0 |
| | Black/African American | 0 | 0 | 42 | 0 |
| | Black/African American & White | 0 | 0 | 1 | 0 |
| | Other multi-racial | 0 | 0 | 1 | 0 |
| | Total Housing | 0 | 0 | 58 | 0 |
| Non Housing | White | 3,488 | 189 | 0 | 0 |
| | Black/African American | 6,808 | 54 | 0 | 0 |
| | Asian | 254 | 0 | 0 | 0 |
| | American Indian/Alaskan Native | 94 | 0 | 0 | 0 |
| | Other multi-racial | 766 | 15 | 0 | 0 |
| | Total Non Housing | 11,516 | 258 | 0 | 0 |
| Grand Total | White | 3,488 | 189 | 14 | 0 |
| | Black/African American | 6,808 | 54 | 42 | 0 |
| | Asian | 254 | 0 | 0 | 0 |
| | American Indian/Alaskan Native | 94 | 0 | 0 | 0 |
| | Black/African American & White | 0 | 0 | 1 | 0 |
| | Other multi-racial | 766 | 15 | 1 | 0 |
| | Total Grand Total | 11,516 | 258 | 58 | 0 |

DR



CLEVELAND HEIGHTS

CDBG Beneficiaries by Income Category

| | Income Levels | Owner Occupied | Renter Occupied | Persons |
|-------------|-----------------------|----------------|-----------------|---------|
| Housing | Extremely Low (<=30%) | 5 | 0 | 0 |
| | Low (>30% and <=50%) | 14 | 0 | 0 |
| | Mod (>50% and <=80%) | 17 | 0 | 0 |
| | Total Low-Mod | 36 | 0 | 0 |
| | Non Low-Mod (>80%) | 0 | 0 | 0 |
| | Total Beneficiaries | 36 | 0 | 0 |
| Non Housing | Extremely Low (<=30%) | 0 | 0 | 5,578 |
| | Low (>30% and <=50%) | 0 | 0 | 305 |
| | Mod (>50% and <=80%) | 0 | 0 | 5,340 |
| | Total Low-Mod | 0 | 0 | 11,223 |
| | Non Low-Mod (>80%) | 0 | 0 | 187 |
| | Total Beneficiaries | 0 | 0 | 11,410 |

OK



Office of Community Planning and Development
U.S. Department of Housing and Urban Development
Integrated Disbursement and Information System
PR25 - CDBG Financial Summary Report
Program Year 2022
CLEVELAND HEIGHTS , OH

DATE: 03-25-23
TIME: 15:57
PAGE: 1

PART I: SUMMARY OF CDBG RESOURCES

| | |
|---|--------------|
| 01 UNEXPENDED CDBG FUNDS AT END OF PREVIOUS PROGRAM YEAR | 2,555,256.35 |
| 02 ENTITLEMENT GRANT | 1,564,160.00 |
| 03 SURPLUS URBAN RENEWAL | 0.00 |
| 04 SECTION 108 GUARANTEED LOAN FUNDS | 0.00 |
| 05 CURRENT YEAR PROGRAM INCOME | 187,933.75 |
| 05a CURRENT YEAR SECTION 108 PROGRAM INCOME (FOR SI TYPE) | 0.00 |
| 06 FUNDS RETURNED TO THE LINE-OF-CREDIT | 0.00 |
| 06a FUNDS RETURNED TO THE LOCAL CDBG ACCOUNT | 0.00 |
| 07 ADJUSTMENT TO COMPUTE TOTAL AVAILABLE | 0.00 |
| 08 TOTAL AVAILABLE (SUM, LINES 01-07) | 4,307,350.10 |

PART II: SUMMARY OF CDBG EXPENDITURES

| | |
|--|--------------|
| 09 DISBURSEMENTS OTHER THAN SECTION 108 REPAYMENTS AND PLANNING/ADMINISTRATION | 1,062,367.83 |
| 10 ADJUSTMENT TO COMPUTE TOTAL AMOUNT SUBJECT TO LOW/MOD BENEFIT | 0.00 |
| 11 AMOUNT SUBJECT TO LOW/MOD BENEFIT (LINE 09 + LINE 10) | 1,062,367.83 |
| 12 DISBURSED IN IDIS FOR PLANNING/ADMINISTRATION | 284,944.09 |
| 13 DISBURSED IN IDIS FOR SECTION 108 REPAYMENTS | 0.00 |
| 14 ADJUSTMENT TO COMPUTE TOTAL EXPENDITURES | 11,230.36 |
| 15 TOTAL EXPENDITURES (SUM, LINES 11-14) | 1,358,542.28 |
| 16 UNEXPENDED BALANCE (LINE 08 - LINE 15) | 2,948,807.82 |

PART III: LOW/MOD BENEFIT THIS REPORTING PERIOD

| | |
|--|------------|
| 17 EXPENDED FOR LOW/MOD HOUSING IN SPECIAL AREAS | 0.00 |
| 18 EXPENDED FOR LOW/MOD MULTI-UNIT HOUSING | 0.00 |
| 19 DISBURSED FOR OTHER LOW/MOD ACTIVITIES | 850,016.56 |
| 20 ADJUSTMENT TO COMPUTE TOTAL LOW/MOD CREDIT | 51,652.84 |
| 21 TOTAL LOW/MOD CREDIT (SUM, LINES 17-20) | 901,669.40 |
| 22 PERCENT LOW/MOD CREDIT (LINE 21/LINE 11) | 84.87% |

LOW/MOD BENEFIT FOR MULTI-YEAR CERTIFICATIONS

| | |
|---|----------------------------|
| 23 PROGRAM YEARS(PY) COVERED IN CERTIFICATION | PY: 2020 PY: 2021 PY: 2022 |
| 24 CUMULATIVE NET EXPENDITURES SUBJECT TO LOW/MOD BENEFIT CALCULATION | 3,845,902.65 |
| 25 CUMULATIVE EXPENDITURES BENEFITING LOW/MOD PERSONS | 3,097,606.57 |
| 26 PERCENT BENEFIT TO LOW/MOD PERSONS (LINE 25/LINE 24) | 80.55% |

PART IV: PUBLIC SERVICE (PS) CAP CALCULATIONS

| | |
|---|--------------|
| 27 DISBURSED IN IDIS FOR PUBLIC SERVICES | 144,448.41 |
| 28 PS UNLIQUIDATED OBLIGATIONS AT END OF CURRENT PROGRAM YEAR | 0.00 |
| 29 PS UNLIQUIDATED OBLIGATIONS AT END OF PREVIOUS PROGRAM YEAR | 0.00 |
| 30 ADJUSTMENT TO COMPUTE TOTAL PS OBLIGATIONS | 0.00 |
| 31 TOTAL PS OBLIGATIONS (LINE 27 + LINE 28 - LINE 29 + LINE 30) | 144,448.41 |
| 32 ENTITLEMENT GRANT | 1,564,160.00 |
| 33 PRIOR YEAR PROGRAM INCOME | 164,704.46 |
| 34 ADJUSTMENT TO COMPUTE TOTAL SUBJECT TO PS CAP | 0.00 |
| 35 TOTAL SUBJECT TO PS CAP (SUM, LINES 32-34) | 1,728,924.46 |
| 36 PERCENT FUNDS OBLIGATED FOR PS ACTIVITIES (LINE 31/LINE 35) | 8.35% |

PART V: PLANNING AND ADMINISTRATION (PA) CAP

| | |
|--|--------------|
| 37 DISBURSED IN IDIS FOR PLANNING/ADMINISTRATION | 284,944.09 |
| 38 PA UNLIQUIDATED OBLIGATIONS AT END OF CURRENT PROGRAM YEAR | 0.00 |
| 39 PA UNLIQUIDATED OBLIGATIONS AT END OF PREVIOUS PROGRAM YEAR | 0.00 |
| 40 ADJUSTMENT TO COMPUTE TOTAL PA OBLIGATIONS | (16,423.70) |
| 41 TOTAL PA OBLIGATIONS (LINE 37 + LINE 38 - LINE 39 +LINE 40) | 268,520.39 |
| 42 ENTITLEMENT GRANT | 1,564,160.00 |
| 43 CURRENT YEAR PROGRAM INCOME | 187,933.75 |
| 44 ADJUSTMENT TO COMPUTE TOTAL SUBJECT TO PA CAP | 0.00 |
| 45 TOTAL SUBJECT TO PA CAP (SUM, LINES 42-44) | 1,752,093.75 |
| 46 PERCENT FUNDS OBLIGATED FOR PA ACTIVITIES (LINE 41/LINE 45) | 15.33% |



Office of Community Planning and Development
U.S. Department of Housing and Urban Development
Integrated Disbursement and Information System
PR25 - CDBG Financial Summary Report
Program Year 2022
CLEVELAND HEIGHTS, OH

DATE: 03-25-23
TIME: 15:57
PAGE: 2

LINE 17 DETAIL: ACTIVITIES TO CONSIDER IN DETERMINING THE AMOUNT TO ENTER ON LINE 17
Report returned no data.

LINE 18 DETAIL: ACTIVITIES TO CONSIDER IN DETERMINING THE AMOUNT TO ENTER ON LINE 18
Report returned no data.

LINE 19 DETAIL: ACTIVITIES INCLUDED IN THE COMPUTATION OF LINE 19

| Plan Year | IDIS Project | IDIS Activity | Voucher Number | Activity Name | Matrix Code | National Objective | Drawn Amount |
|-----------|--------------|---------------|----------------|--|-------------|--------------------|--------------|
| 2022 | 14 | 1376 | 6716147 | Severance Tower Accessible Garden Phase 3 | 03B | LWC | \$3,868.24 |
| 2022 | 14 | 1380 | 6716147 | 2022 AGA Curb Ramps | 03B | LWC | \$32,156.60 |
| | | | | | 03B | Matrix Code | \$36,024.84 |
| 2022 | 13 | 1375 | 6707716 | Shannon Road/Water/Sewer Line Improvements | 03J | LMA | \$46,989.80 |
| | | | | | 03J | Matrix Code | \$46,989.80 |
| 2022 | 6 | 1378 | 6716147 | Office on Aging Senior Programs | 05A | LWC | \$5,902.82 |
| 2022 | 6 | 1378 | 6728140 | Office on Aging Senior Programs | 05A | LWC | \$3,026.74 |
| | | | | | 05A | Matrix Code | \$9,019.56 |
| 2022 | 4 | 1351 | 6707716 | Family Connections | 05D | LWC | \$25,000.00 |
| 2022 | 4 | 1352 | 6707716 | Family Connections - Parent Cafe | 05D | LWC | \$5,000.00 |
| 2022 | 4 | 1353 | 6707716 | Open Doors Academy - Middle School | 05D | LWC | \$7,500.00 |
| 2022 | 4 | 1353 | 6716147 | Open Doors Academy - Middle School | 05D | LWC | \$2,750.00 |
| 2022 | 4 | 1354 | 6707716 | Open Doors Academy - High School | 05D | LWC | \$7,500.00 |
| 2022 | 4 | 1354 | 6716147 | Open Doors Academy - High School | 05D | LWC | \$4,000.00 |
| 2022 | 4 | 1355 | 6707716 | Lake Erie Ink | 05D | LWC | \$4,165.00 |
| 2022 | 4 | 1359 | 6707716 | WAVE Mentoring Program | 05D | LWC | \$11,486.00 |
| 2022 | 4 | 1359 | 6716147 | WAVE Mentoring Program | 05D | LWC | \$2,425.85 |
| | | | | | 05D | Matrix Code | \$69,826.85 |
| 2022 | 7 | 1361 | 6707716 | HRRC Housing Counselor | 05U | LWC | \$18,747.00 |
| 2022 | 7 | 1361 | 6716147 | HRRC Housing Counselor | 05U | LWC | \$4,166.00 |
| | | | | | 05U | Matrix Code | \$22,913.00 |
| 2022 | 5 | 1356 | 6707716 | Start Right CDC Food Program | 05W | LWC | \$7,000.00 |
| 2022 | 5 | 1356 | 6716147 | Start Right CDC Food Program | 05W | LWC | \$3,000.00 |
| 2022 | 5 | 1357 | 6707716 | Heights Emergency Food Center | 05W | LWC | \$23,454.72 |
| 2022 | 5 | 1357 | 6716147 | Heights Emergency Food Center | 05W | LWC | \$3,400.96 |
| | | | | | 05W | Matrix Code | \$36,855.68 |
| 2022 | 5 | 1358 | 6707716 | Cashier | 05Z | LWC | \$5,833.32 |
| | | | | | 05Z | Matrix Code | \$5,833.32 |
| 2022 | 8 | 1362 | 6707716 | HRRC Assist Grants | 14A | LWH | \$4,400.00 |
| 2022 | 8 | 1362 | 6716147 | HRRC Assist Grants | 14A | LWH | \$1,500.00 |
| 2022 | 8 | 1363 | 6707716 | HRRC Senior Home Stability Grant | 14A | LWH | \$1,500.00 |
| 2022 | 8 | 1365 | 6707716 | HPO Exterior Paint Program | 14A | LWH | \$85,850.00 |
| 2022 | 8 | 1367 | 6707716 | HPO Violation Repair Program for Seniors | 14A | LWH | \$21,780.00 |
| 2022 | 8 | 1367 | 6716147 | HPO Violation Repair Program for Seniors | 14A | LWH | \$7,645.00 |
| 2022 | 8 | 1368 | 6707716 | HPO Strategic Home Repair | 14A | LWH | \$19,475.00 |
| 2022 | 8 | 1368 | 6716147 | HPO Strategic Home Repair | 14A | LWH | \$4,100.00 |
| 2022 | 9 | 1379 | 6716147 | HRRC - Assist Deferred Loan Match | 14A | LWH | \$4,707.50 |
| | | | | | 14A | Matrix Code | \$151,037.50 |
| 2022 | 9 | 1360 | 6707716 | HRRC Administration | 14H | LWH | \$104,416.63 |
| 2022 | 9 | 1360 | 6716147 | HRRC Administration | 14H | LWH | \$23,333.32 |
| 2022 | 9 | 1365 | 6707716 | HPO Administration LMI | 14H | LWH | \$195,495.44 |
| 2022 | 9 | 1365 | 6716147 | HPO Administration LMI | 14H | LWH | \$56,357.51 |
| 2022 | 9 | 1365 | 6728140 | HPO Administration LMI | 14H | LWH | \$10,869.85 |
| 2022 | 12 | 1371 | 6716147 | Economic Development Admin LMI | 14H | LWJ | \$30,189.36 |
| 2022 | 12 | 1371 | 6728140 | Economic Development Admin LMI | 14H | LWJ | \$2,362.13 |
| | | | | | 14H | Matrix Code | \$423,015.24 |
| 2022 | 10 | 1369 | 6707716 | HPO Code Enforcement LMI | 15 | LMA | \$39,124.75 |
| 2022 | 10 | 1369 | 6716147 | HPO Code Enforcement LMI | 15 | LMA | \$7,500.03 |
| 2022 | 10 | 1369 | 6728140 | HPO Code Enforcement LMI | 15 | LMA | \$1,875.99 |
| | | | | | 15 | Matrix Code | \$48,500.77 |
| Total | | | | | | | \$850,016.56 |

LINE 27 DETAIL: ACTIVITIES INCLUDED IN THE COMPUTATION OF LINE 27

| Plan Year | IDIS Project | IDIS Activity | Voucher Number | Activity to prevent, prepare for, and respond to Coronavirus | Activity Name | Grant Number | Fund Type | Matrix Code | National Objective | Drawn Amount |
|-----------|--------------|---------------|----------------|--|---------------------------------|--------------|-----------|-------------|--------------------|--------------|
| 2022 | 6 | 1378 | 6716147 | No | Office on Aging Senior Programs | B21MC390005 | EN | 05A | LWC | \$1,111.62 |

| Plan Year | IDIS Project | IDIS Activity | Voucher Number | Activity to prevent, prepare for, and respond to Coronavirus | Activity Name | Grant Number | Fund Type | Matrix Code | National Objective | Drawn Amount |
|-----------|--------------|---------------|----------------|--|--|--------------|-----------|-------------|--------------------|--------------|
| 2022 | 6 | 1378 | 6716147 | No | Office on Aging Senior Programs | B22MC390005 | EN | 05A | LMC | \$4,881.20 |
| 2022 | 6 | 1378 | 6728140 | No | Office on Aging Senior Programs | B22MC390005 | EN | 05A | LMC | \$3,626.74 |
| | | | | | | | | 05A | Matrix Code | \$9,019.56 |
| 2022 | 4 | 1351 | 6707716 | No | Family Connections | B21MC390005 | EN | 05D | LMC | \$25,000.00 |
| 2022 | 4 | 1352 | 6707716 | No | Family Connections - Parent Cafe | B21MC390005 | EN | 05D | LMC | \$5,000.00 |
| 2022 | 4 | 1353 | 6707716 | No | Open Doors Academy - Middle School | B20MC390005 | EN | 05D | LMC | \$4,000.00 |
| 2022 | 4 | 1353 | 6707716 | No | Open Doors Academy - Middle School | B21MC390005 | EN | 05D | LMC | \$3,500.00 |
| 2022 | 4 | 1353 | 6716147 | No | Open Doors Academy - Middle School | B21MC390005 | EN | 05D | LMC | \$2,750.00 |
| 2022 | 4 | 1354 | 6707716 | No | Open Doors Academy - High School | B21MC390005 | EN | 05D | LMC | \$7,500.00 |
| 2022 | 4 | 1354 | 6716147 | No | Open Doors Academy - High School | B21MC390005 | EN | 05D | LMC | \$3,750.00 |
| 2022 | 4 | 1354 | 6716147 | No | Open Doors Academy - High School | B22MC390005 | EN | 05D | LMC | \$250.00 |
| 2022 | 4 | 1355 | 6707716 | No | Lake Erie Ink | B19MC390005 | EN | 05D | LMC | \$3,855.75 |
| 2022 | 4 | 1355 | 6707716 | No | Lake Erie Ink | B20MC390005 | EN | 05D | LMC | \$309.25 |
| 2022 | 4 | 1359 | 6707716 | No | WAVE Mentoring Program | B21MC390005 | EN | 05D | LMC | \$1,564.37 |
| 2022 | 4 | 1359 | 6707716 | No | WAVE Mentoring Program | B22MC390005 | EN | 05D | LMC | \$9,921.63 |
| 2022 | 4 | 1359 | 6716147 | No | WAVE Mentoring Program | B22MC390005 | EN | 05D | LMC | \$2,425.85 |
| | | | | | | | | 05D | Matrix Code | \$69,826.85 |
| 2022 | 7 | 1361 | 6707716 | No | HRRC Housing Counselor | B21MC390005 | EN | 05U | LMC | \$14,607.17 |
| 2022 | 7 | 1361 | 6707716 | No | HRRC Housing Counselor | B22MC390005 | EN | 05U | LMC | \$4,139.83 |
| 2022 | 7 | 1361 | 6716147 | No | HRRC Housing Counselor | B22MC390005 | EN | 05U | LMC | \$4,166.00 |
| | | | | | | | | 05U | Matrix Code | \$22,913.00 |
| 2022 | 5 | 1356 | 6707716 | No | Start Right CDC Food Program | B21MC390005 | EN | 05W | LMC | \$6,040.70 |
| 2022 | 5 | 1356 | 6707716 | No | Start Right CDC Food Program | B22MC390005 | EN | 05W | LMC | \$899.30 |
| 2022 | 5 | 1358 | 6716147 | No | Start Right CDC Food Program | B22MC390005 | EN | 05W | LMC | \$3,000.00 |
| 2022 | 5 | 1357 | 6707716 | No | Heights Emergency Food Center | B20MC390005 | EN | 05W | LMC | \$674.34 |
| 2022 | 5 | 1357 | 6707716 | No | Heights Emergency Food Center | B21MC390005 | EN | 05W | LMC | \$22,780.38 |
| 2022 | 5 | 1357 | 6716147 | No | Heights Emergency Food Center | B21MC390005 | EN | 05W | LMC | \$3,400.96 |
| | | | | | | | | 05W | Matrix Code | \$36,855.68 |
| 2022 | 5 | 1358 | 6707716 | No | Gesher | B21MC390005 | EN | 05Z | LMC | \$5,833.32 |
| | | | | | | | | 05Z | Matrix Code | \$5,833.32 |
| | | | | No | Activity to prevent, prepare for, and respond to Coronavirus | | | | | \$144,449.41 |
| Total | | | | | | | | | | \$144,449.41 |

LINE 37 DETAIL: ACTIVITIES INCLUDED IN THE COMPUTATION OF LINE 37

| Plan Year | IDIS Project | IDIS Activity | Voucher Number | Activity Name | Matrix Code | National Objective | Drawn Amount |
|-----------|--------------|---------------|----------------|--|-------------|--------------------|--------------|
| 2022 | 1 | 1377 | 6716147 | Compton Road Greenway (Planning & Engineering) | 20 | | \$27,654.06 |
| | | | | | 20 | Matrix Code | \$27,654.06 |
| 2022 | 1 | 1343 | 6707716 | CDBG Administration | 21A | | \$85,766.64 |
| 2022 | 1 | 1343 | 6716147 | CDBG Administration | 21A | | \$10,777.61 |
| 2022 | 1 | 1343 | 6728140 | CDBG Administration | 21A | | \$6,597.45 |
| 2022 | 1 | 1345 | 6707716 | CDBG Financial Administration | 21A | | \$10,947.39 |
| 2022 | 1 | 1345 | 6716147 | CDBG Financial Administration | 21A | | \$2,098.06 |
| 2022 | 1 | 1345 | 6728140 | CDBG Financial Administration | 21A | | \$625.03 |
| 2022 | 1 | 1346 | 6707716 | Geographic Information Systems | 21A | | \$36,920.50 |
| 2022 | 1 | 1348 | 6716147 | Geographic Information Systems | 21A | | \$5,791.12 |
| | | | | | 21A | Matrix Code | \$159,423.80 |
| 2022 | 1 | 1344 | 6716147 | Indirect Costs | 21B | | \$35,000.00 |
| | | | | | 21B | Matrix Code | \$35,000.00 |
| 2022 | 2 | 1348 | 6707716 | FutureHeights - Community Capacity Building | 21C | | \$21,082.24 |
| 2022 | 12 | 1350 | 6707716 | FutureHeights Small Business Outreach Program | 21C | | \$8,183.99 |
| | | | | | 21C | Matrix Code | \$29,266.23 |
| 2022 | 3 | 1347 | 6707716 | Fair Housing Activities | 21D | | \$31,200.00 |
| 2022 | 3 | 1347 | 6716147 | Fair Housing Activities | 21D | | \$2,400.00 |
| | | | | | 21D | Matrix Code | \$33,600.00 |
| Total | | | | | | | \$284,944.09 |



Office of Community Planning and Development
U.S. Department of Housing and Urban Development
Integrated Disbursement and Information System
PR26 - CDBG-CV Financial Summary Report
CLEVELAND HEIGHTS, OH

DATE: 03-15-23
TIME: 15:59
PAGE: 1

PART I: SUMMARY OF CDBG-CV RESOURCES

| | |
|---|--------------|
| 01 CDBG-CV GRANT | 1,154,944.00 |
| 02 FUNDS RETURNED TO THE LINE-OF-CREDIT | 0.00 |
| 03 FUNDS RETURNED TO THE LOCAL CDBG ACCOUNT | 0.00 |
| 04 TOTAL AVAILABLE (SUM, LINES 01-03) | 1,154,944.00 |

PART II: SUMMARY OF CDBG-CV EXPENDITURES

| | |
|--|------------|
| 05 DISBURSEMENTS OTHER THAN SECTION 108 REPAYMENTS AND PLANNING/ADMINISTRATION | 470,306.14 |
| 06 DISBURSED IN IDIS FOR PLANNING/ADMINISTRATION | 97,212.85 |
| 07 DISBURSED IN IDIS FOR SECTION 108 REPAYMENTS | 0.00 |
| 08 TOTAL EXPENDITURES (SUM, LINES 05 - 07) | 567,518.99 |
| 09 UNEXPENDED BALANCE (LINE 04 - LINE8) | 587,425.01 |

PART III: LOW/MOD BENEFIT FOR THE CDBG-CV GRANT

| | |
|--|------------|
| 10 EXPENDED FOR LOW/MOD HOUSING IN SPECIAL AREAS | 0.00 |
| 11 EXPENDED FOR LOW/MOD MULTI-UNIT HOUSING | 0.00 |
| 12 DISBURSED FOR OTHER LOW/MOD ACTIVITIES | 470,306.14 |
| 13 TOTAL LOW/MOD CREDIT (SUM, LINES 10 - 12) | 470,306.14 |
| 14 AMOUNT SUBJECT TO LOW/MOD BENEFIT (LINE 05) | 470,306.14 |
| 15 PERCENT LOW/MOD CREDIT (LINE 13/LINE 14) | 100.00% |

PART IV: PUBLIC SERVICE (PS) CALCULATIONS

| | |
|---|--------------|
| 16 DISBURSED IN IDIS FOR PUBLIC SERVICES | 470,306.14 |
| 17 CDBG-CV GRANT | 1,154,944.00 |
| 18 PERCENT OF FUNDS DISBURSED FOR PS ACTIVITIES (LINE 16/LINE 17) | 40.72% |

PART V: PLANNING AND ADMINISTRATION (PA) CAP

| | |
|---|--------------|
| 19 DISBURSED IN IDIS FOR PLANNING/ADMINISTRATION | 97,212.85 |
| 20 CDBG-CV GRANT | 1,154,944.00 |
| 21 PERCENT OF FUNDS DISBURSED FOR PA ACTIVITIES (LINE 19/LINE 20) | 8.42% |



Office of Community Planning and Development
U.S. Department of Housing and Urban Development
Integrated Disbursement and Information System
PR26 - CDBG-CV Financial Summary Report
CLEVELAND HEIGHTS, OH

DATE: 03-15-23
TIME: 15:59
PAGE: 2

LINE 10 DETAIL: ACTIVITIES TO CONSIDER IN DETERMINING THE AMOUNT TO ENTER ON LINE 10

Report returned no data.

LINE 11 DETAIL: ACTIVITIES TO CONSIDER IN DETERMINING THE AMOUNT TO ENTER ON LINE 11

Report returned no data.

LINE 12 DETAIL: ACTIVITIES INCLUDED IN THE COMPUTATION OF LINE 12

| Plan Year | IDIS Project | IDIS Activity | Voucher Number | Activity Name | Matrix Code | National Objective | Drawn Amount |
|-----------|--------------|---------------|----------------|---|-------------|--------------------|--------------|
| 2019 | 6 | 1342 | 6613006 | Lake Erie Ink - Covid Assistance | 05D | LMC | \$869.07 |
| | 7 | 1293 | 6445196 | Start Right Food Pantry - COVID Assistance | 05W | LMC | \$17,642.08 |
| | | 1298 | 6466270 | Covid-19 Emergency Rental Assistance Program | 05Q | LMC | \$100,000.00 |
| | | | 6546112 | Covid-19 Emergency Rental Assistance Program | 05Q | LMC | \$300,000.00 |
| | | 1300 | 6546112 | Gesher - Covid Assistance | 05Z | LMC | \$8,000.00 |
| | | 1301 | 6546112 | Heights Emergency Food Center - COVID Assistance | 05W | LMC | \$15,000.00 |
| | 8 | 1294 | 6445196 | Office on Aging - COVID Assistance | 05A | LMC | \$1,172.17 |
| | | | 6466270 | Office on Aging - COVID Assistance | 05A | LMC | \$6,829.38 |
| | | | 6546112 | Office on Aging - COVID Assistance | 05A | LMC | \$1,681.13 |
| | | | 6613006 | Office on Aging - COVID Assistance | 05A | LMC | \$9,677.83 |
| | 9 | 1303 | 6546112 | Bhutanese Community of Greater Cleveland - COVID Assistance | 05H | LMCSV | \$3,912.73 |
| | 12 | 1302 | 6546112 | HRRC Housing Counseling - COVID Assistance | 05U | LMC | \$5,521.75 |
| Total | | | | | | | \$470,306.14 |

LINE 16 DETAIL: ACTIVITIES INCLUDED IN THE COMPUTATION OF LINE 16

| Plan Year | IDIS Project | IDIS Activity | Voucher Number | Activity Name | Matrix Code | National Objective | Drawn Amount |
|-----------|--------------|---------------|----------------|---|-------------|--------------------|--------------|
| 2019 | 6 | 1342 | 6613006 | Lake Erie Ink - Covid Assistance | 05D | LMC | \$869.07 |
| | 7 | 1293 | 6445196 | Start Right Food Pantry - COVID Assistance | 05W | LMC | \$17,642.08 |
| | | 1298 | 6466270 | Covid-19 Emergency Rental Assistance Program | 05Q | LMC | \$100,000.00 |
| | | | 6546112 | Covid-19 Emergency Rental Assistance Program | 05Q | LMC | \$300,000.00 |
| | | 1300 | 6546112 | Gesher - Covid Assistance | 05Z | LMC | \$8,000.00 |
| | | 1301 | 6546112 | Heights Emergency Food Center - COVID Assistance | 05W | LMC | \$15,000.00 |
| | 8 | 1294 | 6445196 | Office on Aging - COVID Assistance | 05A | LMC | \$1,172.17 |
| | | | 6466270 | Office on Aging - COVID Assistance | 05A | LMC | \$6,829.38 |
| | | | 6546112 | Office on Aging - COVID Assistance | 05A | LMC | \$1,681.13 |
| | | | 6613006 | Office on Aging - COVID Assistance | 05A | LMC | \$9,677.83 |
| | 9 | 1303 | 6546112 | Bhutanese Community of Greater Cleveland - COVID Assistance | 05H | LMCSV | \$3,912.73 |
| | 12 | 1302 | 6546112 | HRRC Housing Counseling - COVID Assistance | 05U | LMC | \$5,521.75 |
| Total | | | | | | | \$470,306.14 |

LINE 19 DETAIL: ACTIVITIES INCLUDED IN THE COMPUTATION OF LINE 19

| Plan Year | IDIS Project | IDIS Activity | Voucher Number | Activity Name | Matrix Code | National Objective | Drawn Amount |
|-----------|--------------|---------------|----------------|---------------|-------------|--------------------|--------------|
| 2019 | 1 | 1295 | 6445196 | CDBG-CV Admin | 21A | | \$24,642.48 |
| | | | 6613006 | CDBG-CV Admin | 21A | | \$24,301.25 |
| | | | 6707716 | CDBG-CV Admin | 21A | | \$19,315.00 |
| | | | 6716152 | CDBG-CV Admin | 21A | | \$28,640.75 |
| | | | 6728140 | CDBG-CV Admin | 21A | | \$313.37 |
| Total | | | | | | | \$97,212.85 |